


# Arizona II

SERIES

# IQL



## ***CARPARK AND PATHWAY LIGHTING***





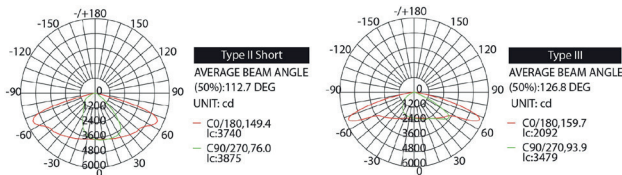
## TECHNICAL

<b>Light Source:</b>	Lumileds 5050
<b>Body:</b>	Die Cast Aluminium Alloy
<b>Body Colour:</b>	RAL 9004 Signal Black
<b>Fasteners:</b>	Stainless Steel
<b>Colour Temperature:</b>	5000K ( also available in 3000K, 4000K & NSP Amber* options )
<b>Average LED and Control Gear Life:</b>	L70 >50,000 hrs Ta 25°C
<b>Beam Angle:</b>	IESNA Type III (also available in T4, T5)
<b>Efficacy:</b>	170Lm/w
<b>CRI:</b>	80
<b>Cut Off Classification:</b>	Full Cut Off ( BUG rating = 0 )
<b>Lens Material:</b>	Mitsubishi Optical Grade Polycarbonate UV Rated

## ELECTRICAL

<b>Power Supply Constant Current:</b>	Inventronics 100-277Vac (347-480Vac option)
<b>Dimming Options:</b>	0-10v / PMW / Timer / DALI
<b>Protection:</b>	6kV Line-Line, 10kV Line-Earth (10Kv & 20Kv SPD available)
<b>Power Factor</b>	> 0.9
<b>Connection Lead:</b>	1.5m Rubber Flex
<b>Ingress Protection Rating:</b>	IP66
<b>Impact Rating:</b>	IK10
<b>Certification:</b>	RCM, EMC, CE
<b>Warranty:</b>	3 Years

## PHOTOMETRY



All published Luminaire photometric testing performed to IESNA LM-79-08 standards by a NVLAP accredited Laboratory.

## ORDER CODES

Model	Wattage	Lumens	Weight	Size (in mm)					
				A	B	C	D	E	F
ARI-75	75w	12,750Lm	4.8kg	56	270	77	165	585	150
ARI-115	115w	19,550Lm	4.8kg	56	270	77	165	585	150
ARI-145	145w	24,650Lm	4.8kg	56	270	77	165	585	150
ARI-180	180w	30,600Lm	5.5kg	56	350	77	165	679	150
ARI-200	200w	34,000Lm	5.5kg	56	350	77	165	679	150
ARI-230	250w	39,100Lm	5.5kg	56	350	77	165	679	150
ARI-300	300w	51,000Lm	10.5kg	75	360	77	165	750	150
ARI-420	420w	71,400Lm	10.5kg	75	360	77	165	750	150

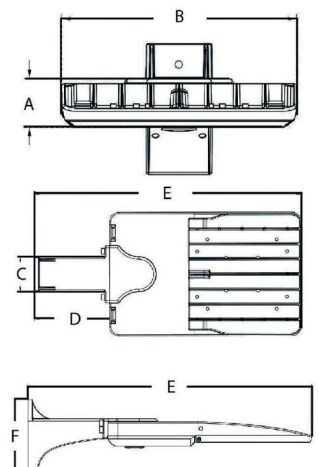
## CONSTRUCTION FEATURES

1. Quick Release Design
2. Power isolation on OPEN
3. Class I / Class II Dimmable Driver
4. Photoelectric Cell Option
5. Mounting Options - See Below
6. Spigot Size Slip Fit 60mm OD

## ACCESSORIES



### ACCESSORIES: ORDER SEPARATELY



SMARTER LIGHTING SOLUTIONS

**IQ Lighting Australia**  
 6/24 Yalgar Rd, Kirrawee NSW 2232  
 www.iqlighting.com.au  
 1300 475 444

Technical Data sheets available on request. Model appearance may vary. July 2020 specifications are subject to change without prior notice.



\*NatureSpec wildlife safe amber light available on request