



# AUSTRALIAN PRODUCT GUIDE



Air Additions is an Australian HVAC and air movement specialist for commercial, industrial and residential installations across Australia.

Our dedication to designing and delivering innovative and effective air distribution solutions ensures the perfect indoor climate for your customers. Simplicity, quality, and reliability is the core focus for our comprehensive range which includes everything you need to install heating, ventilation and air conditioning systems.

Whether you are a sole contractor or a multinational company, Air Additions is your trusted, reliable HVAC partner.

#### ABOUT US

Air Additions is an Australian family owned company that has been specialising in HVAC and air movement products since 1996. The company was established to support local contractors with the products, knowledge and services they needed to install quality heating, ventilation and air conditioning systems.

Our experienced and dedicated team understand the needs of climate wholesalers, contractors and customers so we provide reliable, quality products with prompt service and fast delivery of stock items across Australia.
















Air Additions offers a comprehensive range of HVAC and air movement products to meet all budgets. The company's leading brand Rayflow, includes insulated pair coil, grilles, diffusers and a full range of air movement products. We also have an extensive range of volume control dampers, flexible duct, air conditioning units, and accessories. Our local manufacturing option is available to meet specific contractor requirements and tight time constraints. All products meet or exceed industry standards and interior design requirements.

We have built strong and long lasting relationships with our current supply chain so we can offer a reliable 'one stop shop' for commercial, industrial and residential HVAC contractors. Air Additions is your trusted HVAC partner for quality, reliability and innovation in air. Our word is our promise so you can count on us to follow through and deliver!

#### WHY CHOOSE AIR ADDITIONS?

- Experience, quality and innovative solutions
- Comprehensive, cost effective product range
- Delivery guarantee
- Quality technical data and support
- Outstanding customer service

# TABLE OF CONTENTS

<b>ABOUT AIR ADDITIONS</b>	2	
<b>RAYFLOW GRILLES AND DIFFUSERS</b>	4	
<b>AIR ADDITIONS PANEL BOARD</b>	30	
<b>VOLUME CONTROL DAMPERS</b>	33	
<b>SHEETMETAL</b>	38	
<b>FLEXIBLE DUCTING</b>	49	
<b>BRANCH TAKE OFFS &amp; Y-PIECES</b>	54	
<b>ZONE CONTROL &amp; IN LINE BARREL DAMPERS</b>	60	
<b>AIR MOVEMENT</b>	64	
<b>COPPER &amp; PAIR COIL</b>	70	
<b>PIPE INSULATION</b>	74	
<b>INSTALLATION ACCESSORIES</b>	76	
<b>FIXINGS – SADDLES – TIES</b>	94	
<b>ELECTRICAL</b>	96	
<b>CHEMICALS</b>	100	
<b>REFERENCE TABLES</b>	102	
<b>ACCOUNT APPLICATION FORM</b>	104	

*Contact our friendly staff to order today.*

# RAYFLOW GRILLES & DIFFUSERS

*Air Comfort with Maximum Energy Efficiency*



Air Additions Rayflow offers a comprehensive range of outlets designed for high performance without compromising, air comfort criteria or energy efficiency.

Our air distribution products are manufactured from aluminium, steel, and plastic to suit either commercial, industrial and residential applications.

We pride ourselves on specializing for the needs of the contractor.

We can custom-make air distribution products to suit specific design details and decor requirements.



**100%  
AUSTRALIAN  
OWNED**

# RAYFLOW™

## Grilles


### RAYFLOW ROUND DIFFUSER - INSULATED

*Manufactured for Tropical Climates*




### ROUND DIFFUSER - INSULATED

CODE #	SIZE	NOMINAL NECK	HOLE CUT OUT SIZE	FACE SIZE
RCDI150	150 Ø	150 Ø	230 Ø	265 Ø
RCDI200	200 Ø	200 Ø	290 Ø	317 Ø
RCDI250	250 Ø	250 Ø	360 Ø	395 Ø
RCDI300	300 Ø	300 Ø	400 Ø	438 Ø



# THERMAFUSER - ST SERIES



## SUPERIOR AIR DISTRIBUTION WITH UP TO 40% ENERGY SAVING

The ST series ThermaFuser achieves superior air distribution with longer air throws while maintaining temperature control, even at low flow rates.

The **ST series Thermafuser saves up to 40% HVAC Energy** by:

- only pushing the amount of air needed to satisfy load – using reduced fan power.
- only conditioning the amount of air needed – reducing chilling and heating power.

### FEATURES

- low to no maintenance (no periodic or ongoing control adjustments)
- energy saving - save up to 40% HVAC Energy
- easily adaptable to most ceiling grids
- thermally powered by zones own energy (no external control system needed)
- lower overall install and commissioning cost
- available in either Cooling or Heating Control with independant set point

## THERMAFUSER

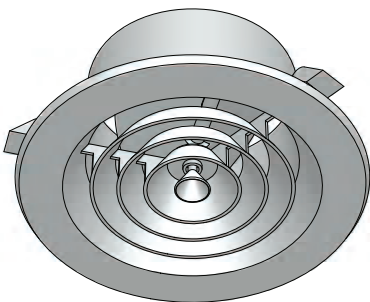


CODE #	SIZE	NOMINAL NECK	FACE SIZE
CDSTHC15	150	150 Ø	595 X 595
CDSTHC20	200	200 Ø	595 X 595
CDSTHC25	250	250 Ø	595 X 595
CDSTHC30	300	300 Ø	595 X 595

# DOWN JET DIFFUSER UNINSULATED

## FEATURES

- Used for supply air & domestic heating
- Ceiling mounted
- UV stabilised polymer construction
- White finish
- Manually adjusted airflow



## DOWN JET DIFFUSER - UNINSULATED - COMES WITH DAMPER

CODE #	SIZE	NOMINAL NECK	HOLE CUT OUT SIZE	FACE SIZE
RDJD150	150 Ø	150 Ø	205 Ø	235 Ø
RDJD200	200 Ø	200 Ø	255 Ø	290 Ø
RDJD250	250 Ø	250 Ø	305 Ø	340 Ø






## MULTI DIRECTIONAL OUTLET



CODE #	SIZE	NOMINAL NECK	EXACT NECK	FACE SIZE
<b>DSQ300A</b>	SQUARE DIFFUSER 300 X 300 ADJ	317 X 317	307 X 307	358 X 358
<b>DSQ300F</b>	SQUARE DIFFUSER 300 X 300 FIXED	317 X 317	307 X 307	358 X 358
<b>DSQ350A</b>	SQUARE DIFFUSER 350 X 350 ADJ	368 X 368	358 X 358	408 X 408
<b>DSQ400A</b>	SQUARE DIFFUSER 400 X 400 ADJ	403 X 403	393 X 393	442 X 442
<b>DSQ5335A</b>	DIFFUSER 535 X 350 ADJ	545 X 368	535 X 358	585 X 408

## MULTI DIRECTIONAL ADAPTER



CODE #	SIZE
<b>PNA200</b>	NECK ADAPTER 200MM
<b>PNA250</b>	NECK ADAPTER 250MM
<b>PNA300</b>	NECK ADAPTER 300MM
<b>PNA353530</b>	NECK ADAPTER 350 X 350 (300 DIA)
<b>PNA353535</b>	NECK ADAPTER 360 X 360 (350 DIA)
<b>PNA404035</b>	NECK ADAPTER 390 X 390 (350 DIA)
<b>PNA404040</b>	NECK ADAPTER 390 X 390 (400 DIA)
<b>PNA533540</b>	NECK ADAPTER 535 X 360 (400 DIA)
<b>PNA533545</b>	NECK ADAPTER 535 X 360 (450 DIA)



# PORTABLE LIFTER



SPIRIT LEVEL

## OPERATION OPTIONS



240V TRIGGER CONTROL



CORDLESS DRILL 17mm



CRANK HANDLE

PART NO. CM439

LIFTING HEIGHT	427cm
BASIC HEIGHT	115cm
LIFTING CAPACITY	130kg
MAX LOAD CAPACITY	130kg-3m / 120kg-4m / 90kg-4.3m
LIFTER / TRAY WEIGHT	LIFTER - 26kg / TRAY - 5kg

## FEATURES



Large 75mm transport wheels with spacing between will ensure smooth movement when maneuvering the lifter.



Adjustable tray for easy transport.



Strong leg frame for maximum stability.

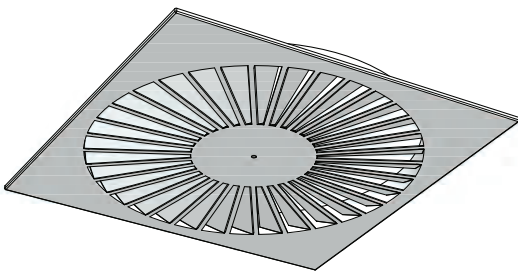


Supplied with two carry bags for the lifter and tray.

# SWIRL DIFFUSER

## FEATURES

- Used for supply air
- Ceiling mounted
- Steel construction
- Powdercoat finish
- Standard colour is white
- Energy efficient design
- Aesthetically pleasing appearance



## SWIRL DIFFUSER

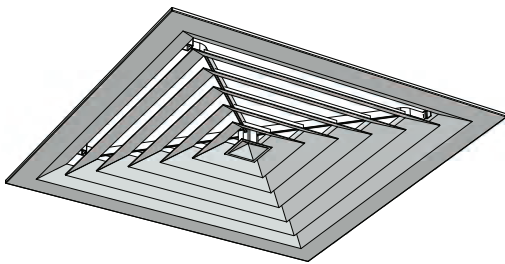


CODE #	SIZE	NO OF BLADES	EXACT NECK	FACE SIZE
<b>CDSW59524</b>	595X595 FACE - D535	24	535 Ø	595 X 595
<b>CDSW59534</b>	595X595 FACE - D535	34	535 Ø	595 X 595

# CEILING DIFFUSER FLAT FACE

## FEATURES

- Used for heating & cooling air distribution
- Ceiling mounted
- All aluminium construction
- Powdercoat finish
- Standard colour is white
- Removable core to aid in installation & cleaning
- Complete with safety cable



## LAY-IN CEILING DIFFUSER - FLAT NECK & FACE

CODE #	SIZE	NOMINAL NECK	EXACT NECK	FACE SIZE
<b>CDFF4W150</b>	150 X 150MM - 4 WAY	150 X 150	145 X 145	295 X 295
<b>CDFF4W225</b>	225 X 225MM - 4 WAY	225 X 225	220 X 220	370 X 370
<b>CDFF4W300</b>	300 X 300MM - 4 WAY	300 X 300	295 X 295	445 X 445
<b>CDFF4W375</b>	375 X 375MM - 4 WAY	375 X 375	370 X 370	520 X 520
<b>CDFF4W595 FACE</b>	595 X 595MM - 4 WAY	450 X 450	442 X 442	595 X 595

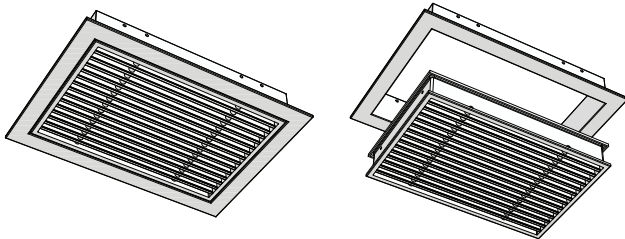
BEVEL FACE AVAILABLE UPON REQUEST



# BAR GRILLE REMOVABLE CORE

## FEATURES

- Used for supply or return air
- Ceiling, wall
- Aluminium construction
- Powdercoat finish
- Standard colour is white
- Available in fixed core
- Available in flangeless (I Frame)
- Available in 0 degree or 15 degree deflection



## BAR GRILLE - REMOVABLE CORE




CODE #	SIZE	NOMINAL NECK	EXACT NECK	FACE SIZE
<b>BGRC1515</b>	150 X 150	150 X 150	140 X 140	190 X 190
<b>BGRC2020</b>	200 X 200	200 X 200	190 X 190	240 X 240
<b>BGRC2525</b>	250 X 250	250 X 250	240 X 240	290 X 290
<b>BGRC3030</b>	300 X 300	300 X 300	290 X 290	340 X 340
<b>BGRC4010</b>	400 X 100	400 X 100	390 X 90	440 X 140
<b>BGRC4015</b>	400 X 150	400 X 150	390 X 140	440 X 190
<b>BGRC6010</b>	600 X 100	600 X 100	590 X 90	640 X 140
<b>BGRC6015</b>	600 X 150	600 X 150	590 X 140	640 X 190
<b>BGRC1015</b>	1000 X 150	1000 X 150	990 X 140	1040 X 190
<b>BGRC1159 FACE</b>	1195 X 595	1150 X 550	1145 X 545	1195 X 595

# LINEAR SLOT DIFFUSER REMOVABLE CORE


## FEATURES

- Used for supply or return air
- Ceiling, wall
- Aluminium construction
- Powdercoat finish
- Standard colour is white
- Available in fixed core



## LINEAR SLOT DIFFUSER 20MM - REMOVABLE CORE - 2 SLOTS

CODE #	SIZE	NOMINAL NECK	EXACT NECK	FACE SIZE
LSD202S06RC	600 X 107	600 X 107	590 X 97	640 X 147
LSD202S09RC	900 X 107	900 X 107	890 X 97	940 X 147
LSD202S10RC	1000 X 107	1000 X 107	990 X 97	1040 X 147
LSD202S12RC	1200 X 107	1200 X 107	1190 X 97	1140 X 147
LSD202S59RC FACE	595 X 107	550 X 107	545 X 97	595 X 147
LSD202S11RC FACE	1195 X 107	1150 X 107	1145 X 97	1195 X 147





**LINEAR SLOT DIFFUSER 20MM - [REMOVABLE CORE](#) - 3 SLOTS**



CODE #	SIZE	NOMINAL NECK	EXACT NECK	FACE SIZE
LSD203S10RC	1000 X 147	1000 X 147	990 X 137	1040 X 187
LSD203S12RC	1200 X 147	1200 X 147	1190 X 137	1140 X 187
LSD203S59RC FACE	595 X 147	550 X 147	545 X 137	595 X 187
LSD203S11RC FACE	1195 X 147	1150 X 147	1145 X 137	1195 X 187


**LINEAR SLOT DIFFUSER 25MM - [REMOVABLE CORE](#) - 2 SLOTS**



CODE #	SIZE	NOMINAL NECK	EXACT NECK	FACE SIZE
LSD252S10RC	1000 X 116	1000 X 116	990 X 106	1040 X 156
LSD252S12RC	1200 X 116	1200 X 116	1190 X 106	1140 X 156
LSD252S59RC FACE	595 X 116	550 X 116	545 X 106	595 X 156
LSD252S11RC FACE	1195 X 116	1150 X 116	1145 X 106	1195 X 156

AVAILABLE IN OTHER LENGTHS AND SLOT WIDTHS - P.O.A

**LINEAR SLOT DIFFUSER 25MM - [REMOVABLE CORE](#) - 3 SLOTS**



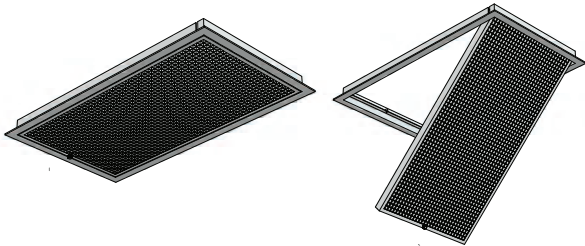

CODE #	SIZE	NOMINAL NECK	EXACT NECK	FACE SIZE
LSD253S10RC	1000 X 160	1000 X 160	990 X 150	1040 X 200
LSD253S12RC	1200 X 160	1200 X 160	1190 X 150	1140 X 200
LSD253S59RC FACE	595 X 160	550 X 160	545 X 150	595 X 200
LSD253S11RC FACE	1195 X 160	1150 X 160	1145 X 150	1195 X 200

AVAILABLE IN OTHER LENGTHS AND SLOT WIDTHS - P.O.A

# EGG CRATE GRILLE HINGED FILTERED


## FEATURES

- Used for return air
- Ceiling and wall mounted
- Aluminium construction
- Powdercoat finish
- Standard colour is white
- Other sizes available upon request
- Removable core to aid in installation and cleaning



## EGG CRATE GRILLE - HINGED FILTERED


CODE #	SIZE	NOMINAL NECK	EXACT NECK	FACE SIZE
ECGHF3030	300 X 300MM	300 X 300	290 X 290	340 X 340
ECGHF3535	350 X 350MM	350 X 350	340 X 340	390 X 390
ECGHF4040	400 X 400MM	400 X 400	390 X 390	440 X 440
ECGHF4545	450 X 450MM	450 X 450	440 X 440	490 X 490
ECGHF5040	500 X 400MM	500 X 400	490 X 390	540 X 440
ECGHF5050	500 X 500MM	500 X 500	490 X 490	540 X 540
ECGHF6040	600 X 400MM	600 X 400	590 X 390	640 X 440



CONTINUED ON NEXT PAGE



**EGG CRATE GRILLE - [HINGED FILTERED \(CONTINUED\)](#)**

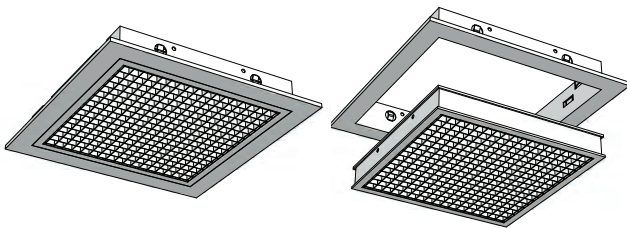


CODE #	SIZE	NOMINAL NECK	EXACT NECK	FACE SIZE
<b>ECGHF6060</b>	600 X 600MM	600 X 600	590 X 590	640 X 640
<b>ECGHF7050</b>	700 X 500MM	700 X 500	690 X 490	740 X 540
<b>ECGHF7055</b>	700 X 550MM	700 X 550	690 X 540	740 X 440
<b>ECGHF7540</b>	750 X 400MM	750 X 400	740 X 390	790 X 440
<b>ECGHF7545</b>	750 X 450MM	750 X 450	740 X 440	790 X 490
<b>ECGHF7550</b>	750 X 500MM	750 X 500	740 X 490	790 X 540
<b>ECGHF7555</b>	750 X 550MM	750 X 550	740 X 540	790 X 590
<b>ECGHF8060</b>	800 X 600MM	800 X 600	790 X 590	840 X 640
<b>ECGHF8065</b>	800 X 650MM	800 X 650	790 X 640	840 X 690
<b>ECGHF9040</b>	900 X 400MM	900 X 400	890 X 390	940 X 440
<b>ECGHF9045</b>	900 X 450MM	900 X 450	890 X 440	940 X 490
<b>ECGHF9050</b>	900 X 500MM	900 X 500	890 X 490	940 X 540
<b>ECGHF9055</b>	900 X 550MM	900 X 550	890 X 540	940 X 590
<b>ECGHF1040</b>	1000 X 400MM	1000 X 400	990 X 390	1040 X 440
<b>ECGHF1260</b>	1200 X 600MM	1200 X 600	1190 X 590	1240 X 640
<b>ECGHF1159 FACE</b>	1195 X 595MM	1150 X 550	1145 X 545	1195 X 595
<b>ECGHF5959 FACE</b>	595 X 595MM	550 X 550	545 X 545	595 X 595
<b>ECGHF5929 FACE</b>	595 X 295MM	550 X 250	545 X 245	595 X 295

# EGG CRATE GRILLE REMOVABLE CORE


## FEATURES

- Used for return air
- Ceiling and wall mounted
- Aluminium construction
- Powdercoat finish
- Standard colour is white
- Other sizes available upon request
- Removable core to aid in installation and cleaning
- Neck adapter available to suit in various sizes




## EGG CRATE GRILLE - REMOVABLE CORE

CODE #	SIZE	NOMINAL NECK	EXACT NECK	FACE SIZE
ECGRC1515	150 X 150MM	150 X 150	140 X 140	189 X 189
ECGRC2020	200 X 200MM	200 X 200	190 X 190	239 X 239
ECGRC2525	250 X 250MM	250 X 250	240 X 240	289 X 289
ECGRC3030	300 X 300MM	300 X 300	290 X 290	339 X 339
ECGRC3535	350 X 350MM	350 X 350	340 X 340	389 X 389
ECGRC4040	400 X 400MM	400 X 400	390 X 390	439 X 439
ECGRC4545	450 X 450 MM	450 X 450	440 X 440	489 X 489




CONTINUED ON NEXT PAGE

### EGG CRATE GRILLE - [REMOVABLE CORE \(CONTINUED\)](#)



CODE #	SIZE	NOMINAL NECK	EXACT NECK	FACE SIZE
<b>ECGRC6060</b>	600 X 600MM	600 X 600	590 X 590	639 X 639
<b>ECGRC5929 FACE</b>	595 X 295MM	550 X 250	545 X 245	595 X 295
<b>ECGRC5959 FACE</b>	595 X 595MM	550 X 550	545 X 545	595 X 595
<b>ECGRC1159 FACE</b>	1195 X 595MM	1150 X 550	1145 X 545	1195 X 595

### EGG CRATE GRILLE - [NECK ADAPTOR](#) - FIXING CLIPS - REMOVABLE CORE



CODE #	SIZE	NOMINAL NECK	SPIGOT SIZE	FACE SIZE
<b>ECG1515NA15</b>	150 X 150MM	150 X 150	150 Ø	190 X 190
<b>ECG2020NA15</b>	200 X 200MM	200 X 200	150 Ø	240 X 240
<b>ECG2020NA20</b>	200 X 200MM	200 X 200	200 Ø	240 X 240
<b>ECG2020NA25</b>	200 X 200MM	200 X 200	250 Ø	240 X 240
<b>ECG2020NA30</b>	200 X 200MM	200 X 200	300 Ø	240 X 240
<b>ECG2525NA20</b>	250 X 250MM	250 X 250	200 Ø	290 X 290
<b>ECG2525NA25</b>	250 X 250MM	250 X 250	250 Ø	290 X 290
<b>ECG3030NA20</b>	300 X 300MM	300 X 300	200 Ø	340 X 340
<b>ECG3030NA25</b>	300 X 300MM	300 X 300	250 Ø	340 X 340
<b>ECG3030NA30</b>	300 X 300MM	300 X 300	300 Ø	340 X 340

### EGG CRATE - [CORE ONLY](#)

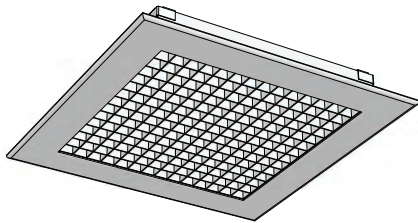



CODE #	SIZE
<b>ECGSHEETWHITE</b>	1200 X 1200 SHEET

# EGG CRATE GRILLE FIXED CORE


## FEATURES

- Used for return air
- Ceiling and wall mounted
- Aluminium construction
- Powdercoat finish
- Standard colour is white
- Other sizes available upon request
- Neck adapter available to suit in various sizes



## EGG CRATE GRILLE - FIXED CORE

CODE #	SIZE	NOMINAL NECK	EXACT NECK	FACE SIZE
<b>ECGFC1515</b>	150 X 150MM	150 X 150	140 X 140	190 X 190
<b>ECGFC2020</b>	200 X 200MM	200 X 200	190 X 190	240 X 240
<b>ECGFC2525</b>	250 X 250MM	250 X 250	240 X 240	290 X 290
<b>ECGFC3030</b>	300 X 300MM	300 X 300	290 X 290	340 X 340
<b>ECGFC3535</b>	350 X 350MM	350 X 350	340 X 340	390 X 390
<b>ECGFC4040</b>	400 X 400MM	400 X 400	390 X 390	440 X 440
<b>ECGFC4545</b>	450 X 450MM	450 X 450	440 X 440	490 X 490
<b>ECGFC5050</b>	500 X 500MM	500 X 500	490 X 490	540 X 540
<b>ECGFC6060</b>	600 X 600MM	600 X 600	590 X 590	640 X 640
<b>ECGFC5959 FACE</b>	595 X 595MM	550 X 550	545 X 545	595 X 595
<b>ECGFC1159 FACE</b>	1195 X 595MM	1150 X 550	1145 X 545	1195 X 595
<b>ECGFC5929 FACE</b>	595 X 295MM	550 X 250	545 X 245	595 X 295

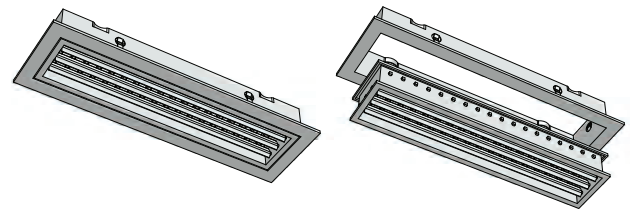


# DOUBLE DEFLECTION REGISTER REMOVABLE CORE



## FEATURES

- Used for supply air
- Typically wall mounted
- Aluminium construction
- Powdercoat finish
- Standard colour is white
- Other sizes available upon request
- Available in fixed core
- Available in curved face to suit oval or round ductwork
- Adjustable blades for directional airflow
- Stream splitter & opposed blade dampers available to suit



## DOUBLE DEFLECTION REGISTER - [REMOVABLE CORE](#)



CODE #	SIZE	NOMINAL NECK	EXACT NECK	FACE SIZE
<b>DDRRC3010</b>	300 X 100MM	300 X 100	290 X 90	338 X 138
<b>DDRRC3015</b>	300 X 150MM	300 X 150	290 X 140	338 X 188
<b>DDRRC3020</b>	300 X 200MM	300 X 200	290 X 190	338 X 238
<b>DDRRC3025</b>	300 X 250MM	300 X 250	290 X 240	338 X 288
<b>DDRRC3515</b>	350 X 150MM	350 X 150	340 X 140	388 X 188
<b>DDRRC3520</b>	350 X 200MM	350 X 200	340 X 190	388 X 238
<b>DDRRC4010</b>	400 X 100MM	400 X 100	390 X 90	438 X 138
<b>DDRRC4015</b>	400 X 150MM	400 X 150	390 X 140	438 X 188
<b>DDRRC4020</b>	400 X 200MM	400 X 200	390 X 190	438 X 238
<b>DDRRC4515</b>	450 X 150MM	450 X 150	440 X 140	488 X 188

CONTINUED ON NEXT PAGE

**DOUBLE DEFLECTION REGISTER - [REMOVABLE CORE \(CONTINUED\)](#)**

CODE #	SIZE	NOMINAL NECK	EXACT NECK	FACE SIZE
<b>DDRRC4520</b>	450 X 200MM	450 X 200	440 X 190	488 X 238
<b>DDRRC4525</b>	450 X 250MM	450 X 250	440 X 240	488 X 288
<b>DDRRC5010</b>	500 X 100MM	500 X 100	490 X 90	538 X 138
<b>DDRRC5015</b>	500 X 150MM	500 X 150	490 X 140	538 X 188
<b>DDRRC5020</b>	500 X 200MM	500 X 200	490 X 190	538 X 238
<b>DDRRC5025</b>	500 X 250MM	500 X 250	490 X 240	538 X 288
<b>DDRRC6010</b>	600 X 100MM	600 X 100	590 X 90	638 X 138
<b>DDRRC6015</b>	600 X 150MM	600 X 150	590 X 140	638 X 188
<b>DDRRC6020</b>	600 X 200MM	600 X 200	590 X 190	638 X 238
<b>DDRRC6025</b>	600 X 250MM	600 X 250	590 X 240	638 X 288
<b>DDRRC6030</b>	600 X 300MM	600 X 300	590 X 290	638 X 338




# HALF CHEVRON FIXED CORE

## FEATURES

- Used for supply and return air
- Typically wall mounted
- Aluminium construction
- Powdercoat finish
- Standard colour is white
- Other sizes available upon request
- Available in removable core and hinged filter
- Opposed blade dampers available to suit



## HALF CHEVRON - FIXED CORE



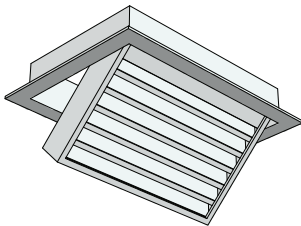

CODE #	SIZE	NOMINAL NECK	EXACT NECK	FACE SIZE
HCFC3030	300 X 300MM	300 X 300	290 X 290	340 X 340
HCFC3535	350 X 350MM	350 X 350	340 X 340	390 X 390
HCFC4040	400 X 400MM	400 X 400	390 X 390	440 X 440
HCFC4545	450 X 450MM	450 X 450	440 X 440	490 X 490
HCFC5050	500 X 500MM	500 X 500	490 X 490	540 X 540
HCFC6030	600 X 300MM	600 X 300	590 X 290	640 X 340
HCFC6060	600 X 600MM	600 X 600	590 X 590	640 X 640
HCFC1260	1200 X 600MM	1200 X 600	1190 X 590	1240 X 640
HCFC5959 FACE	595 X 595MM	550 X 550	545 X 545	595 X 595
HCFC1159 FACE	1195 X 595MM	1150 X 550	1145 X 545	1195 X 595



# HALF CHEVRON HINGED CORE WITH FILTER

## FEATURES

- Used for return air
- Ceiling and wall mounted
- Aluminium construction
- Powdercoat finish
- Standard colour is white
- Other colours available upon request
- Other sizes available upon request
- Removable core/filter to aid in installation and cleaning



## HALF CHEVRON - HINGED W. FILTER


CODE #	SIZE	NOMINAL NECK	EXACT NECK	FACE SIZE
HCHF5959 FACE	595 X 595MM	550 X 550	545 X 545	595 X 595
HCHC1159 FACE	1159 X 595MM	1150 X 550	1145 X 545	1195 X 595



# HALF CHEVRON REMOVABLE CORE

## FEATURES

- Ceiling and wall mounted
- Aluminium construction
- Powdercoat finish
- Standard colour is white
- Other colours available upon request
- Other sizes available upon request
- Removable core



## HALF CHEVRON - REMOVABLE CORE



CODE #	SIZE	NOMINAL NECK	EXACT NECK	FACE SIZE
HCRC1515	150 X 150MM	150 X 150	140 X 140	190 X 190
HCRC2020	200 X 200MM	200 X 200	190 X 190	240 X 240
HCRC2525	250 X 250MM	250 X 250	240 X 240	290 X 290
HCRC3030	300 X 300MM	300 X 300	290 X 290	340 X 340
HCRC3535	350 X 350MM	350 X 350	340 X 340	390 X 390
HCRC4040	400 X 400MM	400 X 400	390 X 390	440 X 440
HCRC4545	450 X 450MM	450 X 450	440 X 440	490 X 490
HCRC6030	600 X 300MM	600 X 300	590 X 290	640 X 340
HCRC1260	1200 X 600MM	1200 X 600	1190 X 590	1240 X 640
HCRC5959 FACE	595 X 595MM	550 X 550	550 X 550	595 X 595
HCRC1159 FACE	1195 X 595MM	1150 X 550	1145 X 545	1195 X 595

## HALF CHEVRON - REMOVABLE CORE WITH NECK ADAPTER


CODE #	SIZE	NOMINAL NECK	EXACT NECK	FACE SIZE
HCRC1515NA10VCD	150X150 W 100 SPIGOT + VCD	150 X 150	100 Ø	190 X 190
HCRC1515NA15VCD	150X150 W 150 SPIGOT + VCD	150 X 150	150 Ø	190 X 190
HCRC2020NA15VCD	200X200 W 150 SPIGOT + VCD	200 X 200	150 Ø	240 X 240
HCRC2020NA20VCD	200X200 W 200 SPIGOT + VCD	200 X 200	200 Ø	240 X 240
HCRC2525NA15VCD	250X250 W 150 SPIGOT + VCD	250 X 250	150 Ø	290 X 290
HCRC2525NA20VCD	250X250 W 200 SPIGOT + VCD	250 X 250	200 Ø	290 X 290
HCRC2525NA25VCD	250X250 W 250 SPIGOT + VCD	250 X 250	250 Ø	290 X 290
HCRC3030NA20VCD	300X300 W 200 SPIGOT + VCD	300 X 300	200 Ø	340 X 340
HCRC3030NA25VCD	300X300 W 250 SPIGOT + VCD	300 X 300	250 Ø	340 X 340
HCRC3030NA30VCD	300X300 W 300 SPIGOT + VCD	300 X 300	300 Ø	340 X 340



# DOOR GRILLE

## FEATURES

- Used for relief air
- Door mounted
- Aluminium construction
- Standard finish is natural anodised
- Other colours available upon request
- Suits door thicknesses 32 to 45mm
- Screw-less fixing for aesthetically pleasing appearance
- **Available in vandal proof (made to order)**



## DOOR GRILLE




CODE #	SIZE	NOMINAL NECK	EXACT NECK	FACE SIZE
DG3015	300 X 150MM	300 X 150	290 X 140	376 X 226
DG4025	400 X 250MM	400 X 250	390 X 240	476 X 326
DG6015	600 X 150MM	600 X 150	590 X 140	676 X 226
DG6020	600 X 200MM	600 X 200	590 X 190	676 X 276
DG6025	600 X 250MM	600 X 250	590 X 240	676 X 326
DG6030	600 X 300MM	600 X 300	590 X 290	676 X 376
DG6040	600 X 400MM	600 X 400	590 X 390	676 X 476
DG6045	600 X 450MM	600 X 450	590 X 440	676 X 526
DG6060	600 X 600MM	600 X 600	590 X 590	676 X 676

NATURAL ANODISED, POWER COATING AVAILABLE UPON REQUEST

# OUTSIDE AIR LOUVRE

## FEATURES

- Typically used for exhaust air
- Mounted in external walls
- Aluminium construction
- Fitted with vermin proof mesh as standard
- Standard finish is natural anodised
- Other colours available upon request
- Other sizes available upon request
- Available in circular



## OUTSIDE AIR LOUVRE

CODE #	SIZE	NOMINAL NECK	EXACT NECK	FACE SIZE
<b>OAL1515</b>	150 X 150MM	150 X 150	140 X 140	202 X 202
<b>OAL2020</b>	200 X 200MM	200 X 200	190 X 190	252 X 252
<b>OAL2525</b>	250 X 250MM	250 X 250	240 X 240	302 X 302
<b>OAL3030</b>	300 X 300MM	300 X 300	290 X 290	352 X 352
<b>OAL3535</b>	350 X 350MM	350 X 350	340 X 340	402 X 402
<b>OAL4040</b>	400 X 400MM	400 X 400	390 X 390	452 X 452
<b>OAL6030</b>	600 X 300MM	600 X 300	590 X 290	652 X 352
<b>OAL6060</b>	600 X 600MM	600 X 600	590 X 590	652 X 652



NATURAL ANODISED, POWER COATING AVAILABLE UPON REQUEST

## OUTSIDE AIR LOUVRE - ROUND



CODE #	SIZE	NOMINAL NECK	EXACT NECK	FACE SIZE
<b>OALR150</b>	150 Ø	150 Ø	145 Ø	195 Ø
<b>OALR200</b>	200 Ø	200 Ø	195 Ø	245 Ø
<b>OALR250</b>	250 Ø	250 Ø	245 Ø	295 Ø
<b>OALR300</b>	300 Ø	300 Ø	295 Ø	345 Ø
<b>OALR350</b>	350 Ø	350 Ø	345 Ø	395 Ø
<b>OALR400</b>	400 Ø	400 Ø	395 Ø	445 Ø

NATURAL ANODISED, POWER COATING AVAILABLE UPON REQUEST

## OPPOSED BLADE DAMPER



CODE #	DESCRIPTION
<b>OBD1515</b>	OPPOSED BLADE DAMPER 150 X 150
<b>OBD2020</b>	OPPOSED BLADE DAMPER 200 X 200
<b>OBD2222</b>	OPPOSED BLADE DAMPER 225 X 225
<b>OBD2525</b>	OPPOSED BLADE DAMPER 250 X 250
<b>OBD3030</b>	OPPOSED BLADE DAMPER 300 X 300
<b>OBD3535</b>	OPPOSED BLADE DAMPER 350 X 350
<b>OBD4040</b>	OPPOSED BLADE DAMPER 400 X 400
<b>OBD4545</b>	OPPOSED BLADE DAMPER 450 X 450
<b>OBD5555</b>	OPPOSED BLADE DAMPER 550 X 550

OTHER SIZES AVAILABLE UPON REQUEST - P.O.A

STREAM SPLITTERS ALSO AVAILABLE UPON REQUEST.

## PLASTIC GRILLES




CODE #	SIZE	NOMINAL NECK	FACE SIZE
<b>FG100W</b>	100 X 100MM	100 Ø	125 X 125
<b>FG150W</b>	150 X 150MM	150 Ø	175 X 175




## B FRAMES - [PLASTER MOUNTED - T BAR](#)

CODE #	SIZE	NOMINAL NECK	EXACT NECK	FACE SIZE
CDBFR5929	595 X 295	600 X 300	602 X 302	650 X 350
CDBFR5959	595 X 595	600 X 600	602 X 602	650 X 650
CDBFR1159	1195 X 595	1195 X 595	1202 X 602	1250 X 650
CDBFR4545	450 X 450	450 X 450	452 X 452	500 X 500



## PERFORATED CORE GRILLES - [REMOVABLE CORE](#)


CODE #	SIZE	NOMINAL NECK	EXACT NECK	FACE SIZE
PGRC2020	200 X 200MM	200 X 200	190 X 190	239 X 239
PGRC2525	250 X 250MM	250 X 250	240 X 240	289 X 289
PGRC3030	300 X 300MM	300 X 300	290 X 290	339 X 339
PGRC3535	350 X 350MM	350 X 350	340 X 340	389 X 389
PGRC4040	400 X 400MM	400 X 400	390 X 390	439 X 439



# GRILLES ACCESSORIES

## ACCESSORIES

CODE #	DESCRIPTION
ACFILMED	FILTER MATERIAL PER METER
ACTBSS	T-BAR SECTION SHORT (600MM)
ACRSML	REGISTER SPRING SMALL (10MM DIA)
ACRSLRG	REGISTER SPRING LARGE (20MM DIA)
ACEXSPR	EXPANSION SPRINGS



## METAL BLANKING PLATES

CODE #	DESCRIPTION
MBPCDF4WF45	TO SUIT 450 DIFFUSER
MBPCDF4WF59	TO SUIT 595 DIFFUSER





# AIR ADDITIONS PANEL BOARD

*It's as simple as design, cut, build*

## **NEW AND IMPROVED QUALITY PRODUCTS**

Complicated panels are easily made with all components manufactured exactly to specification with no mistakes.

## **EXPANDED MANUFACTURING CAPABILITY**

With its automated fabrication process, can now manufacture simple 'one off' products as well as the standard mass produce items.

## **FAST TURNAROUND TIMES**

With the removal of all the usual labour intensive work, processing times have been reduced.

## **FREIGHT REDUCTIONS**

Orders can be 'flat-packed' for delivery to site to further reduce costs and enable onsite modifications.

## **REDUCED PRODUCTION COSTS**

The ability to nest panels together reduces the material cost and wastage, which means more savings for you!



Air Additions offers the solution for fast turnaround times on a range of specialty products - without substituting on quality.



**100%  
AUSTRALIAN  
OWNED**

**RAYFLOW**<sup>TM</sup>  
Panel Board


# RAYFLOW™

## Panel Board


### PANEL BOARD BOX

CODE #	DESCRIPTION
PBOX202020	PRE INS. 20MM BOX 200 X 200
PBOX202525	PRE INS. 20MM BOX 250 X 250
PBOX203030	PRE INS. 20MM BOX 300 X 300
PBOX203535	PRE INS. 20MM BOX 350 X 350
PBOX204545	PRE INS. 20MM BOX 450 X 450
PBOX205525	PRE INS. 20MM BOX 550 X 250
PBOX205555	PRE INS. 20MM BOX 550 X 550
PBOX206040	PRE INS. 20MM BOX 600 X 400
PBOX207050	PRE INS. 20MM BOX 700 X 500
PBOX207055	PRE INS. 20MM BOX 700 X 550
PBOX207550	PRE INS. 20MM BOX 750 X 500
PBOX207555	PRE INS. 20MM BOX 750 X 550
PBOX209040	PRE INS. 20MM BOX 900 X 400
PBOX209050	PRE INS. 20MM BOX 900 X 500
PBOX209055	PRE INS. 20MM BOX 900 X 550
PBOX201150	PRE INS. 20MM BOX 1150 X 550

PLEASE SPECIFY SPIGOT SIZES AT TIME OF QUOTING & ORDERING AS THIS MAY ALTER PRICE. OTHER SIZES AVAILABLE UPON REQUEST - P.O.A




## PANEL BOARD BOX - WITH SPIGOT



CODE #	DESCRIPTION
<b>PBOX201150-235</b>	PRE INS. 20MM BOX 1150 X 550 WITH 2 X 350 SPIGOT
<b>PBOX201150-240</b>	PRE INS. 20MM BOX 1150 X 550 WITH 2 X 400 SPIGOT
<b>PBOX201150-245</b>	PRE INS. 20MM BOX 1150 X 550 WITH 2 X 450 SPIGOT
<b>PBOX205555-15</b>	PRE INS. 20MM BOX 550 X 550 WITH 1 X 150 SPIGOT
<b>PBOX205555-20</b>	PRE INS. 20MM BOX 550 X 550 WITH 1 X 200 SPIGOT
<b>PBOX205555-25</b>	PRE INS. 20MM BOX 550 X 550 WITH 1 X 250 SPIGOT
<b>PBOX205555-30</b>	PRE INS. 20MM BOX 550 X 550 WITH 1 X 300 SPIGOT
<b>PBOX205555-35</b>	PRE INS. 20MM BOX 550 X 550 WITH 1 X 350 SPIGOT
<b>PBOX205555-40</b>	PRE INS. 20MM BOX 550 X 550 WITH 1 X 400 SPIGOT

PLEASE SPECIFY SPIGOT SIZES AT TIME OF QUOTING & ORDERING AS THIS MAY ALTER PRICE. OTHER SIZES AVAILABLE UPON REQUEST - P.O.A



**MADE TO ORDER ONSITE**

# VOLUME CONTROL DAMPERS

MANUAL/MOTORISED/SMOKE

## RAYFLOW VOLUME CONTROL DAMPERS ARE:

- Lightweight, versatile, easy to install and handle
- Designed with interlocking blades (in closed position) producing minimal air leakage rates
- Designed with synthetic bush type bearings
- Operational up to a maximum face velocity of 8m/s with an operating temperature ranging between 0-80°C
- Blades in opposed configuration
- The frame and blades are extruded from high quality marine grade aluminium for corrosion protection

### – MANUAL DAMPER:

- regulates air flow to suit most balancing applications in low to medium velocity systems
- works at a maximum static pressure of 500 Pa

### – MOTORISED DAMPER:

- regulates air flow where motorised controlled air leakage is a consideration
- venetian side strips, top and bottom frame seals further reduces leakage rates
- shafts for adaptation to client's powering unit
- works at a maximum static pressure of 1000 Pa

### – SMOKE DAMPER:

- safety device to control spread of hot smoke in an emergency situation.

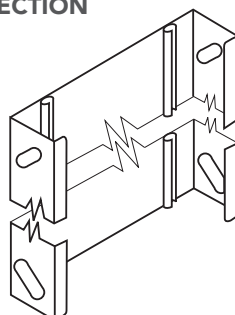


DAMPER ACTUATOR SOLD SEPARATELY UPON REQUEST  
MANUFACTURED IN HOUSE, MADE LOCALLY

## DUCT FLANGE CONNECTION

10mm x 25mm long slot suitable for connection to:

- angle iron
- frames
- Metu
- Mez
- Ductmate
- TDC, TDF etc

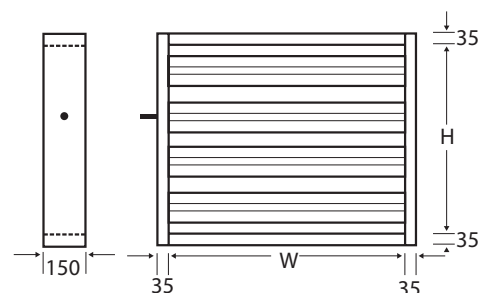


## DIMENSIONAL DATA

Height:  
150 - 2000mm  
in 25mm increments

Blade Length:  
Max - 1200mm

H = Duct Size  
W = Duct Size



## VOLUME CONTROL DAMPERS



MANUAL

CODE #	DESCRIPTION
--------	-------------

**VCDMA** VOLUME CONTROL DAMPER - MANUAL

VARIOUS SIZES AVAILABLE UPON REQUEST - P.O.A




MOTORISED

CODE #	DESCRIPTION
--------	-------------

**VCDMO** VOLUME CONTROL DAMPER - MOTORISED

VARIOUS SIZES AVAILABLE UPON REQUEST - P.O.A  
 DAMPER ACTUATOR SOLD SEPARATELY



SMOKE

CODE #	DESCRIPTION
--------	-------------

**VCDSM** VOLUME CONTROL DAMPER - SMOKE

VARIOUS SIZES AVAILABLE UPON REQUEST - P.O.A





## Leader in Innovative Solutions

### Innovations in Comfort, Energy Efficiency, and Safety for Your Buildings

Belimo is global market leader in the development, production and marketing of actuator solutions for controlling heating, ventilation and air conditioning systems. Actuators, control valves and sensors make up the company's core business.

CESIM. Small Devices, Big Impact.  
Comfort | Energy Efficiency | Safety | Installation | Maintenance



→ Visit us at [belimo.com](http://belimo.com)





## NON RETURN DAMPERS

- lightweight, versatile, easy to install and handle
- designed for use in ductwork where direction of air flow is to be controlled
- designed to work at a maximum static pressure of 500 Pa
- operational in a laminar air flow environment between 2m/s (min) - 8m/s (max)
- operational in temperatures ranging between 0-80°C
- available in weighted option to allow for site adjustment

### ALUMINIUM BLADES:

- ganged together in a parallel configuration with 75mm blade centres
- supported on 6mm shafts and synthetic bush type bearings



Maximum module width 750mm  
Maximum module height 1500mm

**PLEASE NOTE:**  
**CURTAIN +**  
**INTUMESCENT FIRE DAMPERS**  
AVAILABLE UPON REQUEST



# INTUMESCENT FIRE DAMPERS

Manufactured for over 25 years, the original Lorient LVH44 Intumescent Fire Damper is the trusted, versatile fire containment solution.

## Design needs

Sub-dividing buildings into smaller fire resisting compartments is a recognised method to limit the spread of fire. Building a fire resistant wall or floor to construct an enclosed compartment is relatively simple. However, building design becomes much more complex when the compartments need to be linked for everyday use.

## Ventilation through ducting

Designers recognise the need for buildings to be well ventilated for the health and comfort of occupants. Frequent changes of air are required to flush out airborne infections, and warm and cool air needs to be circulated to maintain a comfortable temperature.

Experience has shown that ductwork can, in the event of fire, provide a conduit for fire, as well as the hot smoke and toxic gases it produces.

As HVAC systems frequently penetrate fire compartment boundaries, it is these points that must be treated in an approved manner to preserve the integrity of the fire compartment.

The Lorient solution is to install a LVH44 intumescent fire damper into the duct at the point where it penetrates the fire resistant construction.

This will effectively limit the spread of fire and restrict the passage of hot smoke and toxic gases.

## What are intumescent fire dampers and how do they work?

The Lorient LVH44 intumescent fire damper comprises a rigid galvanised steel framework that supports a series of evenly spaced reinforced parallel slats that contain an intumescent material.

Under normal circumstances they allow air to pass freely but a sudden increase in temperature, resulting from the presence of hot flames or gases, will cause the slats to expand to many times their original thickness fusing together to form a stable fire resistant barrier, which restricts fire and limits the spread of hot smoke and toxic gases.




▲ Image: Showing Lorient Damper activated and Lorient Damper normal



# SHEET METAL

*Large Range of Stock Sizes or  
Custom Made to Suit Your Installations*



Air Additions can meet your HVAC needs for ductwork including straight duct, transitions, bends, reducers, take-offs, fittings, and cushion boxes in sheetmetal.

All sheetmetal products are available as Insulated or Uninsulated.




**100%  
AUSTRALIAN  
OWNED**

# SHEET METAL


## RETURN AIR BOX - INSULATED

CODE #	DESCRIPTION
RAB3030	R/A BOX INS. - 300 X 300
RAB3535	R/A BOX INS. - 350 X 350
RAB4040	R/A BOX INS. - 400 X 400
RAB4545	R/A BOX INS. - 450 X 450
RAB5040	R/A BOX INS. - 500 X 400
RAB5050	R/A BOX INS. - 500 X 500
RAB5555	R/A BOX INS. - 550 X 550 (T-BAR)
RAB6040	R/A BOX INS. - 600 X 400
RAB7050	R/A BOX INS. - 700 X 500
RAB7055	R/A BOX INS. - 700 X 550
RAB7540	R/A BOX INS. - 750 X 400
RAB7555	R/A BOX INS. - 750 X 550
RAB8060	R/A BOX INS. - 800 X 600
RAB8065	R/A BOX INS. - 800 X 650
RAB9040	R/A BOX INS. - 900 X 400
RAB9050	R/A BOX INS. - 900 X 500
RAB9055	R/A BOX INS. - 900 X 550
RAB1040	R/A BOX INS. - 1000 X 400
RAB1155	R/A BOX INS. - 1150 X 550 (TBAR)

PLEASE SPECIFY SPIGOT SIZES AT TIME OF QUOTING & ORDERING AS THIS MAY ALTER PRICE. OTHER SIZES AVAILABLE UPON REQUEST - P.O.A




## RETURN AIR BOX - UNINSULATED



CODE #	DESCRIPTION
MRABU1515	R/A BOX UNINS. 150 X 150
MRABU2020	R/A BOX UNINS. 200 X 200
MRABU2525	R/A BOX UNINS. 250 X 250
MRABU3030	R/A BOX UNINS. 300 X 300

PLEASE SPECIFY SPIGOT SIZES AT TIME OF QUOTING & ORDERING AS THIS MAY ALTER PRICE. OTHER SIZES AVAILABLE UPON REQUEST - P.O.A


## SIDE BOOT - INSULATED



CODE #	DESCRIPTION
SB4015	S/BOOT INS. 400 X 150
SB4020	S/BOOT INS. 400 X 200
SB5015	S/BOOT INS. 500 X 150
SB5020	S/BOOT INS. 500 X 200
SB6015	S/BOOT INS. 600 X 150

PLEASE SPECIFY SPIGOT SIZES AT TIME OF QUOTING & ORDERING AS THIS MAY ALTER PRICE. OTHER SIZES AVAILABLE UPON REQUEST - P.O.A

## END BOOT - INSULATED




CODE #	DESCRIPTION
EB4015	E/BOOT INS. 400 X 150
EB4020	E/BOOT INS. 400 X 200
EB5015	E/BOOT INS. 500 X 150
EB5020	E/BOOT INS. 500 X 200

PLEASE SPECIFY SPIGOT SIZES AT TIME OF QUOTING & ORDERING AS THIS MAY ALTER PRICE. OTHER SIZES AVAILABLE UPON REQUEST - P.O.A

## UNIVERSAL BOOT - INSULATED

CODE #	DESCRIPTION
UB3015	UNI BOOT INS. 300 X 150
UB3020	UNI BOOT INS. 300 X 200
UB3515	UNI BOOT INS. 350 X 150
UB4010	UNI BOOT INS. 400 X 100
UB4015	UNI BOOT INS. 400 X 150
UB4020	UNI BOOT INS. 400 X 200
UB5010	UNI BOOT INS. 500 X 100
UB5015	UNI BOOT INS. 500 X 150
UB5020	UNI BOOT INS. 500 X 200
UB6010	UNI BOOT INS. 600 X 100
UB6015	UNI BOOT INS. 600 X 150
UB6020	UNI BOOT INS. 600 X 200
UB6025	UNI BOOT INS. 600 X 250

PLEASE SPECIFY SPIGOT SIZES AT TIME OF QUOTING & ORDERING AS THIS MAY ALTER PRICE. OTHER SIZES AVAILABLE UPON REQUEST - P.O.A.



## RETURN AIR PLENUM - INSULATED

CODE #	DESCRIPTION
MRAPIS	R/AIR PLENUM INS. - 0-1600
MRAPIM	R/AIR PLENUM INS. - 1601-2200
MRAPIL	R/AIR PLENUM INS. - 2201-2900
MRAPIXL	R/AIR PLENUM INS. - 2901-4120

PLEASE SPECIFY SPIGOT SIZES AT TIME OF QUOTING & ORDERING AS THIS MAY ALTER PRICE. OTHER SIZES AVAILABLE UPON REQUEST - P.O.A.






### V-BOX - INSULATED



CODE #	DESCRIPTION
MVBI1W	V-BOX INSULATED 1 WAY
MVBI2W	V-BOX INSULATED 2 WAY
MVBI3W	V-BOX INSULATED 3 WAY

PLEASE SPECIFY SPIGOT SIZES AT TIME OF QUOTING & ORDERING AS THIS MAY ALTER PRICE. OTHER SIZES AVAILABLE UPON REQUEST - P.O.A

### METAL - DRIP TRAY



CODE #	DESCRIPTION
MDTSM	METAL DRIP TRAY 805 X 805
MDTM	METAL DRIP TRAY 1295 X 805
MDTL	METAL DRIP TRAY 1540 X 805
MDTEL	METAL DRIP TRAY 1600 X 900
MDTEXL	METAL DRIP TRAY 1300 X 1000
MDTEXXL	METAL DRIP TRAY 1700 X 1000
MDTDAIKIN	METAL DRIP TRAY 1500 X 1300

OTHER SIZES AVAILABLE UPON REQUEST - P.O.A.

### STARTING COLLAR - PLATED



CODE #	DESCRIPTION
MSCP100	STARTING COLLAR PLATED - 100
MSCP125	STARTING COLLAR PLATED - 125
MSCP150	STARTING COLLAR PLATED - 150
MSCP200	STARTING COLLAR PLATED - 200
MSCP250	STARTING COLLAR PLATED - 250
MSCP300	STARTING COLLAR PLATED - 300
MSCP350	STARTING COLLAR PLATED - 350
MSCP400	STARTING COLLAR PLATED - 400
MSCP450	STARTING COLLAR PLATED - 450
MSCP500	STARTING COLLAR PLATED - 500

OTHER SIZES AVAILABLE UPON REQUEST - P.O.A.

## BELLMOUTH ROUND SPIGOT W. DAMPER

CODE #	DESCRIPTION
BMR150	BELLMOUTH SPIGOT W. DAMPER - 150
BMR200	BELLMOUTH SPIGOT W. DAMPER - 200
BMR250	BELLMOUTH SPIGOT W. DAMPER - 250
BMR300	BELLMOUTH SPIGOT W. DAMPER - 300
BMR350	BELLMOUTH SPIGOT W. DAMPER - 350
BMR400	BELLMOUTH SPIGOT W. DAMPER - 400
BMR450	BELLMOUTH SPIGOT W. DAMPER - 450
BMR500	BELLMOUTH SPIGOT W. DAMPER - 500




## BELLMOUTH OVAL SPIGOT W. DAMPER

CODE #	DESCRIPTION
BMO150	BELLMOUTH OVAL W. DAMPER - 150
BMO200	BELLMOUTH OVAL W. DAMPER - 200
BMO250	BELLMOUTH OVAL W. DAMPER - 250
BMO300	BELLMOUTH OVAL W. DAMPER - 300
BMO350	BELLMOUTH OVAL W. DAMPER - 350
BMO400	BELLMOUTH OVAL W. DAMPER - 400
BMO450	BELLMOUTH OVAL W. DAMPER - 450




## STARTING COLLAR - CASTELLATED



CODE #	DESCRIPTION
<b>MSCC100</b>	STARTING COLLAR CASTELLATED - 100
<b>MSCC150</b>	STARTING COLLAR CASTELLATED - 150
<b>MSCC200</b>	STARTING COLLAR CASTELLATED - 200
<b>MSCC250</b>	STARTING COLLAR CASTELLATED - 250
<b>MSCC300</b>	STARTING COLLAR CASTELLATED - 300
<b>MSCC350</b>	STARTING COLLAR CASTELLATED - 350
<b>MSCC400</b>	STARTING COLLAR CASTELLATED - 400
<b>MSCC450</b>	STARTING COLLAR CASTELLATED - 450
<b>MSCC500</b>	STARTING COLLAR CASTELLATED - 500
<b>MSCC550</b>	STARTING COLLAR CASTELLATED - 550

OTHER SIZES AVAILABLE UPON REQUEST - P.O.A.

## ROUND SPIGOTS - WITH BLADES



CODE #	DESCRIPTION
<b>SCC100WB</b>	100MM CASTELLATED COLLAR WITH BLADE
<b>SCC150WB</b>	150MM CASTELLATED COLLAR WITH BLADE
<b>SCC200WB</b>	200MM CASTELLATED COLLAR WITH BLADE
<b>SCC250WB</b>	250MM CASTELLATED COLLAR WITH BLADE
<b>SCC300WB</b>	300MM CASTELLATED COLLAR WITH BLADE
<b>SCC350WB</b>	350MM CASTELLATED COLLAR WITH BLADE
<b>SCC400WB</b>	400MM CASTELLATED COLLAR WITH BLADE
<b>SCC450WB</b>	450MM CASTELLATED COLLAR WITH BLADE


## OVAL SPIGOTS - WITH BLADES

CODE #	DESCRIPTION
SCCO200WB	200MM OVAL CAS COLLAR WITH BLADE
SCCO250WB	250MM OVAL CAS COLLAR WITH BLADE
SCCO300WB	300MM OVAL CAS COLLAR WITH BLADE
SCCO350WB	350MM OVAL CAS COLLAR WITH BLADE
SCCO400WB	400MM OVAL CAS COLLAR WITH BLADE
SCCO450WB	450MM OVAL CAS COLLAR WITH BLADE



## FLEX JOINER


CODE #	DESCRIPTION
MFJ100	FLEX JOINER - 100
MFJ125	FLEX JOINER - 125
MFJ150	FLEX JOINER - 150
MFJ200	FLEX JOINER - 200
MFJ250	FLEX JOINER - 250
MFJ300	FLEX JOINER - 300
MFJ350	FLEX JOINER - 350
MFJ400	FLEX JOINER - 400
MFJ450	FLEX JOINER - 450
MFJ500	FLEX JOINER - 500
MFJ550	FLEX JOINER - 550



OTHER SIZES AVAILABLE UPON REQUEST - P.O.A.


## INLINE - REMOVABLE FILTER

CODE #	DESCRIPTION
MIRF150	INLINE REMOVABLE FILTER - 150
MIRF200	INLINE REMOVABLE FILTER - 200
MIRF250	INLINE REMOVABLE FILTER - 250
MIRF300	INLINE REMOVABLE FILTER - 300



OTHER SIZES AVAILABLE UPON REQUEST - P.O.A.


### VOLUME CONTROL DAMPER - BLADE TO SUIT SPIGOT



CODE #	DESCRIPTION
VCD140	SHORT SHAFT T/S SHEET METAL 140MM
VCD190	SHORT SHAFT T/S SHEET METAL 190MM
VCD240	SHORT SHAFT T/S SHEET METAL 240MM
VCD290	SHORT SHAFT T/S SHEET METAL 290MM
VCD340	SHORT SHAFT T/S SHEET METAL 340MM
VCD390	SHORT SHAFT T/S SHEET METAL 390MM
VCD440	SHORT SHAFT T/S SHEET METAL 440MM
VCD490	SHORT SHAFT T/S SHEET METAL 490MM

OTHER SIZES AVAILABLE UPON REQUEST - P.O.A.

### VOLUME CONTROL DAMPER - BLADE TO SUIT BTO



CODE #	DESCRIPTION
VCD125	LONG SHAFT T/S BTO - 125MM
VCD175	LONG SHAFT T/S BTO - 175MM
VCD225	LONG SHAFT T/S BTO - 225MM
VCD275	LONG SHAFT T/S BTO - 275MM
VCD325	LONG SHAFT T/S BTO - 325MM
VCD375	LONG SHAFT T/S BTO - 375MM
VCD425	LONG SHAFT T/S BTO - 425MM

OTHER SIZES AVAILABLE UPON REQUEST - P.O.A.

## ROOF COWL

CODE #	DESCRIPTION
<b>MCHCB100</b>	100MM DIA ROOF COWL + FLUE
<b>MCHCB125</b>	125MM DIA ROOF COWL + FLUE
<b>MCHCB150</b>	150MM DIA ROOF COWL + FLUE
<b>MCHCB200</b>	200MM DIA ROOF COWL + FLUE
<b>MCHCB250</b>	250MM DIA ROOF COWL + FLUE
<b>MCHCB300</b>	300MM DIA ROOF COWL + FLUE
<b>MCHCB350</b>	350MM DIA ROOF COWL + FLUE

OTHER SIZES AVAILABLE UPON REQUEST - P.O.A.



## SPUN ROOF COWL + FLUE


CODE #	DESCRIPTION
<b>MCHC100</b>	100MM SPUN ROOF COWL + FLUE
<b>MCHC150</b>	150MM SPUN ROOF COWL + FLUE
<b>MCHC200</b>	200MM SPUN ROOF COWL + FLUE
<b>MCHC250</b>	250MM SPUN ROOF COWL + FLUE
<b>MCHC300</b>	300MM SPUN ROOF COWL + FLUE

OTHER SIZES AVAILABLE UPON REQUEST - P.O.A.





## NECK ADAPTORS - SQUARE TO ROUND



CODE #	DESCRIPTION
<b>MNASR454515</b>	METAL N/A SQ TO RND 450 X 450 - 150
<b>MNASR454520</b>	METAL N/A SQ TO RND 450 X 450 - 200
<b>MNASR454525</b>	METAL N/A SQ TO RND 450 X 450 - 250
<b>MNASR454530</b>	METAL N/A SQ TO RND 450 X 450 - 300
<b>MNASR454535</b>	METAL N/A SQ TO RND 450 X 450 - 350
<b>MNASR555520</b>	METAL N/A SQ TO RND 550 X 550 - 200
<b>MNASR555525</b>	METAL N/A SQ TO RND 550 X 550 - 250
<b>MNASR555530</b>	METAL N/A SQ TO RND 550 X 550 - 300
<b>MNASR555535</b>	METAL N/A SQ TO RND 550 X 550 - 350
<b>MNASR555540</b>	METAL N/A SQ TO RND 550 X 550 - 400

OTHER SIZES AVAILABLE UPON REQUEST - P.O.A.

# FLEXIBLE DUCTING

*The Backbone of any Air Conditioning  
or Ventilation System*



Flexible ducting comes in sizes ranging between 100mm to 500mm in diameter.

## **RAYFLEX**

A standard range of flexible polyester ducting.




**100%  
AUSTRALIAN  
OWNED**

# RAYFLEX

## FOR COMMERCIAL AND RESIDENTIAL APPLICATION

- Our flexible ducting is available in plain and thermally insulated (polyester fibre) to **R1.0**, **R1.5** and **R2.0**, and can be used for heating, cooling and ventilation applications.
- Fire Rated to AS4254 for all Commercial and Residential applications.
- Will not degrade, rot or sag and is vermin and insect resistant.
- Insulated duct is hypoallergenic and therefore is non-irritant.



**RAYFLEX - 3 ZERO - NUDE DUCT** - FIRE RATED TO AS4254 - 6 METRE

CODE #	DESCRIPTION
RFX3Z00D100	RAYFLEX NUDE DUCT 3 ZERO 100MM X 6M
RFX3Z00D125	RAYFLEX NUDE DUCT 3 ZERO 125MM X 6M
RFX3Z00D150	RAYFLEX NUDE DUCT 3 ZERO 150MM X 6M
RFX3Z00D200	RAYFLEX NUDE DUCT 3 ZERO 200MM X 6M
RFX3Z00D250	RAYFLEX NUDE DUCT 3 ZERO 250MM X 6M
RFX3Z00D300	RAYFLEX NUDE DUCT 3 ZERO 300MM X 6M
RFX3Z00D350	RAYFLEX NUDE DUCT 3 ZERO 350MM X 6M
RFX3Z00D400	RAYFLEX NUDE DUCT 3 ZERO 400MM X 6M
RFX3Z00D450	RAYFLEX NUDE DUCT 3 ZERO 450MM X 6M
RFX3Z00D500	RAYFLEX NUDE DUCT 3 ZERO 500MM X 6M



**NUDE  
DUCT**

**RAYFLEX - 3 ZERO - R1.0 DUCT** - FIRE RATED TO AS4254 - 6 METRE

CODE #	DESCRIPTION
RFX3Z10D150	RAYFLEX R1.0 DUCT 3 ZERO 150MM X 6M
RFX3Z10D200	RAYFLEX R1.0 DUCT 3 ZERO 200MM X 6M
RFX3Z10D250	RAYFLEX R1.0 DUCT 3 ZERO 250MM X 6M
RFX3Z10D300	RAYFLEX R1.0 DUCT 3 ZERO 300MM X 6M
RFX3Z10D350	RAYFLEX R1.0 DUCT 3 ZERO 350MM X 6M
RFX3Z10D400	RAYFLEX R1.0 DUCT 3 ZERO 400MM X 6M
RFX3Z10D450	RAYFLEX R1.0 DUCT 3 ZERO 450MM X 6M
RFX3Z10D500	RAYFLEX R1.0 DUCT 3 ZERO 500MM X 6M



**R1.0  
DUCT**

**RAYFLEX - 3 ZERO - R1.5 DUCT - FIRE RATED TO AS4254 - 6 METRE**



**R1.5  
DUCT**

CODE #	DESCRIPTION
RFX3Z15D150	RAYFLEX R1.5 DUCT 3 ZERO 150MM X 6M
RFX3Z15D200	RAYFLEX R1.5 DUCT 3 ZERO 200MM X 6M
RFX3Z15D250	RAYFLEX R1.5 DUCT 3 ZERO 250MM X 6M
RFX3Z15D300	RAYFLEX R1.5 DUCT 3 ZERO 300MM X 6M
RFX3Z15D350	RAYFLEX R1.5 DUCT 3 ZERO 350MM X 6M
RFX3Z15D400	RAYFLEX R1.5 DUCT 3 ZERO 400MM X 6M
RFX3Z15D450	RAYFLEX R1.5 DUCT 3 ZERO 450MM X 6M
RFX3Z15D500	RAYFLEX R1.5 DUCT 3 ZERO 500MM X 6M

**RAYFLEX - 3 ZERO - R2.0 DUCT - FIRE RATED TO AS4254 - 6 METRE**



**R2.0  
DUCT**

CODE #	DESCRIPTION
RFX3Z20D150	RAYFLEX R2.0 DUCT 3 ZERO 150MM X 6M
RFX3Z20D200	RAYFLEX R2.0 DUCT 3 ZERO 200MM X 6M
RFX3Z20D250	RAYFLEX R2.0 DUCT 3 ZERO 250MM X 6M
RFX3Z20D300	RAYFLEX R2.0 DUCT 3 ZERO 300MM X 6M
RFX3Z20D350	RAYFLEX R2.0 DUCT 3 ZERO 350MM X 6M
RFX3Z20D400	RAYFLEX R2.0 DUCT 3 ZERO 400MM X 6M
RFX3Z20D450	RAYFLEX R2.0 DUCT 3 ZERO 450MM X 6M
RFX3Z20D500	RAYFLEX R2.0 DUCT 3 ZERO 500MM X 6M

**RAYFLEX - 4 ZERO - DUCT - FIRE RATED TO AS4254 - 6 METRE**

AVAILABLE UPON REQUEST

**ACOUSTIC FLEX**

AVAILABLE UPON REQUEST



# RAYFLOW



100%  
AUSTRALIAN  
OWNED

## IDEAL FOR HEATING OR COOLING APPLICATIONS

Rayflow is a high quality aluminium, Triple Lock Flexible Ducting. With its high operating temperature and low pressure loss, Rayflow is the best option for kitchen range hoods and bathroom and laundry ventilation.

The Triple Locked corrugated construction provides:

- air tight seams without using adhesive
- excellent flexibility without loss of strength
- light weight (easy to use and manipulate)
- self supporting (eliminating hangers)
- highly puncture and corrosion resistant

Rayflow is supplied as standard 3 metre lengths, compressed to 1.2m (uninsulated) for easy shipping. (Also available in uncompressed format to special order)



### RAYFLOW - SEMI RIGID ALUMINIUM DUCT - 3 METRE

CODE #	DESCRIPTION
RLM00D100	RAYFLOW SEMI RIGID 100MM X 3M
RLM00D125	RAYFLOW SEMI RIGID 125MM X 3M
RLM00D150	RAYFLOW SEMI RIGID 150MM X 3M
RLM00D200	RAYFLOW SEMI RIGID 200MM X 3M
RLM00D250	RAYFLOW SEMI RIGID 250MM X 3M
RLM00D300	RAYFLOW SEMI RIGID 300MM X 3M
RLM00D350	RAYFLOW SEMI RIGID 350MM X 3M
RLM00D400	RAYFLOW SEMI RIGID 400MM X 3M
RLM00D450	RAYFLOW SEMI RIGID 450MM X 3M
RLM00D500	RAYFLOW SEMI RIGID 500MM X 3M



SEMI  
RIGID

INSULATED SEMI RIGID AVAILABLE UPON REQUEST



# BRANCH TAKE OFFS AND Y-PIECES

*Easily adapted to any installation*



100%  
AUSTRALIAN  
OWNED



*Up to 10 combinations can be achieved.*



The method of step fittings makes our Branch Take Offs and Y-Pieces the most versatile junction on the market today.

Branch Take Offs and Y-Pieces are:

- highly robust in construction
- versatile and durable
- rotation moulded using UV stabilised Food Grade 'Alkatuff' Polyethylene
- uninsulated and insulated available

## REDUCER - UNINSULATED

CODE #	DESCRIPTION
RU1510	REDUCER - 150>100
RU2015	REDUCER - 200>150
RU2520	REDUCER - 250>200
RU3020	REDUCER - 300>200
RU3025	REDUCER - 300>250
RU3525	REDUCER - 350>250
RU3530	REDUCER - 350>300
RU4030	REDUCER - 400>300
RU4035	REDUCER - 400>350
RU4535	REDUCER - 450>350
RU4540	REDUCER - 450>400
RU5040	REDUCER - 500>400
RU5045	REDUCER - 500>450

ALSO AVAILABLE IN INSULATED

## BRANCH TAKE OFF - UNINSULATED - COMBINATION - SINGLE

CODE #	DESCRIPTION
CBUS151010	BTO 150/100/100
CBUS151515	BTO 150/150/150
CBUS201515	BTO 200/150/150
CBUS202015	BTO 200/200/150 200/200/200
CBUS251515	BTO 250/150/150 250/200/150
CBUS252020	BTO 250/200/200
CBUS252515	BTO 250/250/150 250/250/200
CBUS302525	BTO 300/250/250 300/300/250



SINGLE



DOUBLE

**BRANCH TAKE OFF - UNINSULATED - COMBINATION - DOUBLE**

CODE #	DESCRIPTION
CBUD20151515	BTO 200/150/150/150
CBUD25151515	BTO 250/200/150/150



SINGLE

**BRANCH TAKE OFF - INSULATED - COMBINATION - SINGLE**

CODE #	DESCRIPTION
CBIS201515	BTO INS - 200/150/150
CBIS202015	BTO INS - 200/200/200 200/200/150
CBIS251515	BTO INS - 250/150/150 250/200/150
CBIS252515	BTO INS - 250/250/150 250/250/200
CBIS252020	BTO INS - 250/200/200
CBIS302515	BTO INS - 300/250/150 300/300/150
CBIS302520	BTO INS - 300/250/200 300/300/200
CBIS302525	BTO INS - 300/250/250 300/300/250
CBIS353020	BTO INS - 350/300/200 350/300/250 350/350/200 350/350/250 350/250/250 350/250/200
CBIS353025	BTO INS 350/300/250 350/300/300 350/350/250 350/350/300
CBIS403025	BTO INS 400/300/250 400/300/300 400/350/250 400/350/300 400/400/250 400/400/300

**BRANCH TAKE OFF - INSULATED - COMBINATION - DOUBLE**

CODE #	DESCRIPTION
CBID30202020	BTO INS - 300/200/200/200
CBID30251515	BTO INS - 300/250/200/200 300/300/150/150
CBID30252020	BTO INS - 300/250/200/200 300/300/200/200
CBID30252525	BTO INS - 300/250/250/250 300/300/250/250
CBID35252020	BTO INS 350/250/200/200 350/250/250/200 350/250/250/250 350/300/200/200 350/300/250/200 350/300/250/250 350/350/200/200 350/350/250/200 350/350/250/250
CBID35303030	BTO INS 350/300/300/300 350/300/300/250 350/300/250/250 350/350/300/300 350/350/250/250
CBID40352525	BTO INS 400/350/300/300 400/350/250/250 400/350/300/200 400/350/300/250 400/400/300/250 400/400/250/250 400/400/300/300 400/300/300/300 400/300/250/250



**Y PIECE - INSULATED - COMBINATION**

CODE #	DESCRIPTION
YPIC250	Y PC INS 200/200/200 250/200/150 250/150/150 250/200/200
YPIC300	Y PC INS 250/200/200 250/250/200 250/250/250 300/250/200 300/250/250 300/200/200
YPIC350	Y PC INS 300/250/250 300/300/250 300/300/300 350/300/250 350/300/300 350/250/250
YPIC400	Y PC INS 350/300/300 350/350/300 350/350/350 400/300/300 400/350/300 400/350/350
YPIC450	Y PC INS 400/350/300 400/350/350 400/400/300 400/400/400 400/400/350 450/350/300 450/350/350 450/400/300 450/400/350 450/400/400
YPIC500	Y PC INS 450/400/350 450/400/400 450/450/350 450/450/400 450/450/450 500/400/350 500/400/400 500/450/400 500/450/450



# RAYZONE SMART FEATURES

Compatible with other home automation systems ✓

In duct supply air sensor for improved efficiency and temperature control ✓

Roaming sensor to ensure every zone is maintained at the exact temperature ✓

Temperature sensor in every touchscreen controller ✓

Zone on/off button on every sensor ✓

iSense Occupancy sensor with backlit display and full in room temperature control ✓

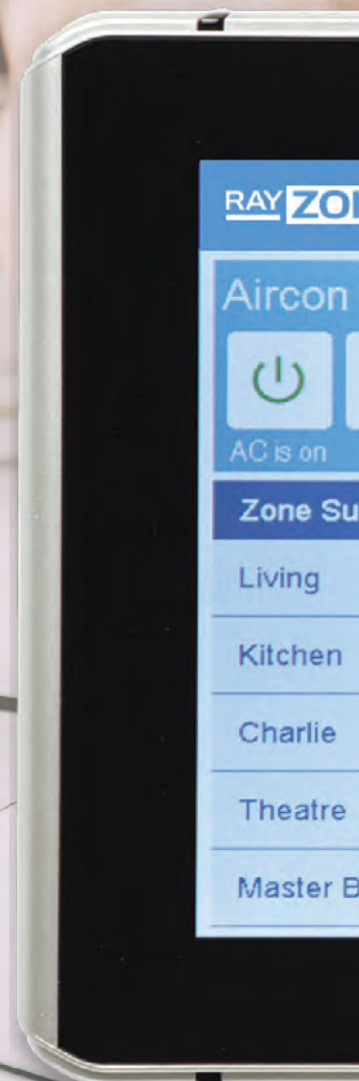
Colour match sensor to light switch ✓

Fan auto control to maximise comfort and minimise energy consumption ✓

All sensors can be calibrated for precision control ✓

IFTTT compatible ✓

Google Home, Apple HomeKit, Amazon Alexa and Samsung SmartThings compatible ✓





180 Ann St Manly

2:28pm Wednesday 20 Feb 2019

1st Floor

Cool Med Zones Favourites Sleep iSave Off

Summary		Set Point	Airflow
	Climate	23.5°C	90%
	Closed	23.5°C	100%
	Open	-	75%
	Closed	-	85%
	Closed	-	100%

WEATHER MESSAGES SETTINGS

### Manly

Today

Max **26°C**  
Min **17°C**

UV index **2**

Rise **5:59** Set **19:01**

Thu  27°	Fri  28°	Sat  31°
----------------	----------------	----------------



# RAY **zone**

## RAYZONE CONTROL



CODE #	DESCRIPTION
CAA225	RAYZONE 225 CPU MODULE
CAA24ACE	TRANSFORMER 24V AC + EARTH
CAA325D	RAYZONE DAIKIN UNIT MODULE
CAA325F2	RAYZONE FUJITSU UNIT MODULE
CAA325H	RAYZONE HITACHI UNIT MODULE
CAA325HI	RAYZONE HAIER UNIT MODULE
CAA325M	RAYZONE MITSUBISHI ELECTRIC UNIT MODULE
CAA325MHI	RAYZONE MITSUBISHI HEAVY UNIT MODULE
CAA325P	RAYZONE PANASONIC UNIT MODULE
CAA325S	RAYZONE SAMSUNG UNIT MODULE
CAA420K	SMALL SCREEN RAYZONE KIT
CAA430K	LARGE SCREEN RAYZONE KIT
CAADTS	RAYZONE IN DUCT SAS TEMPERATURE SENSOR
CAAEXT	RAYZONE 6 ZONE EXTENDER
CAAF25	25 METRE FLAT CAT 5E CABLE
CAAL5BK	RAYZONE WIFI KIT
CAANEMK	NETWORK EXTENSION KIT
CAARFSB	RAYZONE WIRELESS SENSOR BLACK
CAARFSO	RAYZONE WIRELESS SENSOR OCEAN MIST
CAARFSW	RAYZONE WIRELESS SENSOR WHITE
CAASMK	RAYZONE SYSTEM MULTIPLEXER KIT
CAATSLW	RAYZONE NEXUS TOUCH SCREEN WHITE


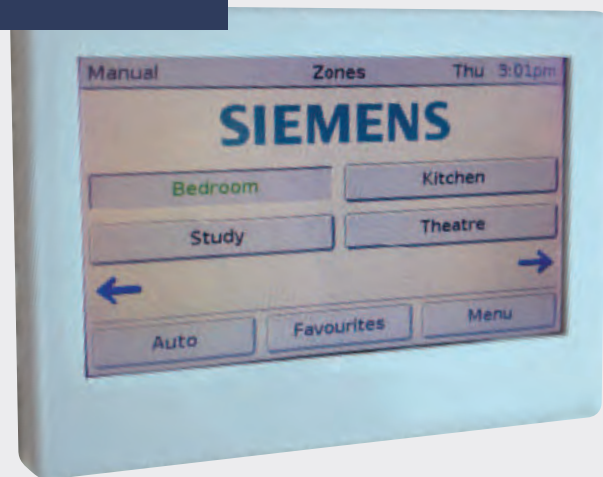
RAYZONE KIT INCLUDES - NEXUS SCREEN, 225 CPU MODULE, TRANSFORMER AND CABLE

# ZONE CONTROL & IN LINE BARREL DAMPERS

*More Zones, Two Point Control, and Low Cost Remote System*

## FEATURES

- One to Eight Zone Capacity
- Protected Zone Labelling
- Programmable Spill Zones
- Easy to operate and install



The Air Additions range of Zone Control Systems brings a host of features and innovations to the control of ducted cooling and heating systems. Ranging from the effective 1 to 8 zone project or Siemens zone control options through to Air Additions very own Rayzone Control option, all of which are compatible with all leading ducted air conditioning brands.

Rayzone is a climate control system that gives you precise control of the temperature in each individual room. With the option of up to 14 individual room sensors, each room can be temperature controlled at one time. Airflow can be directed to dedicated rooms for maximum efficiency and cost savings.

Air Additions gives you the options to control the air the way you like.



**100% AUSTRALIAN OWNED**

## ZONE CONTROLS (SIEMENS)



CODE #	DESCRIPTION
ZC02C	ZONE CONTROLS - 2 ZONE
ZC03C	ZONE CONTROLS - 3 ZONE
ZC04C	ZONE CONTROLS - 4 ZONE
ZC56C	ZONE CONTROLS - 5-6 ZONE
ZC78C	ZONE CONTROLS - 7-8 ZONE
ZCLCD	ZONE CONTROLS - LCD TOUCH PAD
ZC56SLAVE	ZONE CONTROLS - SLAVE
ZC78SLAVE	ZONE CONTROLS - SLAVE
ZC56VA	ZONE CONTROLS - 5-6 VARIABLE MOD
ZC78VA	ZONE CONTROLS - 7-8 VARIABLE MOD

## ZONE CONTROL - PROJECT



CODE #	DESCRIPTION
ZC4M	ZONE CONTROL FOUR ZONE MASTER
ZCPS15	ZONE CONTROL PWR SUPPLY 240/24~1.5A
EZC15	ZONE CONTROL CABLE - STRAIGHT
EXC15	ZONE CONTROL CABLE - CROSSOVER
EZJ	RJ FEMALE/FEMALE JOINER
EZRJ3	RJ 3-WAY JOINER

**INLINE DAMPERS - MOTORISED 24V - INSULATED**

CODE #	DESCRIPTION
MMOID15024V	METAL MOT. 24V INS. INLINE DAMPER - 150
MMOID20024V	METAL MOT. 24V INS. INLINE DAMPER - 200
MMOID25024V	METAL MOT. 24V INS. INLINE DAMPER - 250
MMOID30024V	METAL MOT. 24V INS. INLINE DAMPER - 300
MMOID35024V	METAL MOT. 24V INS. INLINE DAMPER - 350
MMOID40024V	METAL MOT. 24V INS. INLINE DAMPER - 400
MMOID45024V	METAL MOT. 24V INS. INLINE DAMPER - 450

EXCLUDES CABLE




**INLINE DAMPERS - MOTORISED 240V - INSULATED**

CODE #	DESCRIPTION
MMOID150240V	METAL MOT. 240V INS. INLINE DAMPER - 150
MMOID200240V	METAL MOT. 240V INS. INLINE DAMPER - 200
MMOID250240V	METAL MOT. 240V INS. INLINE DAMPER - 250
MMOID300240V	METAL MOT. 240V INS. INLINE DAMPER - 300
MMOID350240V	METAL MOT. 240V INS. INLINE DAMPER - 350
MMOID400240V	METAL MOT. 240V INS. INLINE DAMPER - 400
MMOID450240V	METAL MOT. 240V INS. INLINE DAMPER - 450



**INLINE DAMPERS - MANUAL - INSULATED**

CODE #	DESCRIPTION
MMAID150	METAL MAN. INS. INLINE DAMPER - 150
MMAID200	METAL MAN. INS. INLINE DAMPER - 200
MMAID250	METAL MAN. INS. INLINE DAMPER - 250
MMAID300	METAL MAN. INS. INLINE DAMPER - 300
MMAID350	METAL MAN. INS. INLINE DAMPER - 350
MMAID400	METAL MAN. INS. INLINE DAMPER - 400



# AIR MOVEMENT



## *AIR MOVEMENT EXHAUST FANS RANGE*

Air Additions have introduced a range of Air Movement Solutions as part of our ever expanding product portfolio.

We have a solution for all applications, whether that be entry level exhaust fans right through to our Professional Side Ducted Exhaust Fan which boasts a modern and elegantly designed fascia.

The Air Movement range has been designed to provide you with a long lasting product that is highly efficient, whisper quiet and supported by long life warranties.

Certified and manufactured to Australian Standards.

# RAYFLOW AIR MOVEMENT EXHAUST FANS RANGE



Rapid airflow



IPX4 protection



Low level




Energy efficient



Long life warranty

## POLY INLINE FAN

CODE #	DESCRIPTION
ILF150	POLY INLINE FAN 150
ILF200	POLY INLINE FAN 200
ILF250	POLY INLINE FAN 250



## COMMERCIAL EXHAUST OPTION

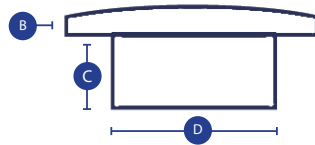
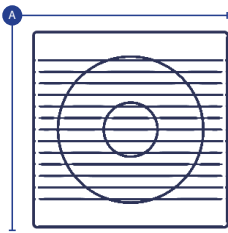
AVAILABLE UPON REQUEST



# SLIM BODIED UNIVERSAL MOUNT EXHAUST FANS RANGE

## FEATURES

- Slim body design
- Universal mounting
- Energy efficient
- 3 year Warranty.



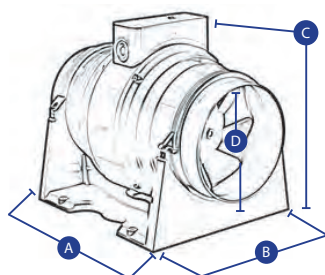
## SLIM BODIED UNIVERSAL MOUNT EXHAUST FANS RANGE

CODE #	A	B	C	D
<b>SLEF100</b>	158MM	21MM	56MM	Ø97MM
<b>SLEF150</b>	209MM	21MM	82MM	Ø145MM

# MIXED FLOW INLINE EXHAUST FAN RANGE

## FEATURES

- Long life design
- Rapid airflow
- Energy efficient
- Complete with flex & plug
- 5 year Warranty.



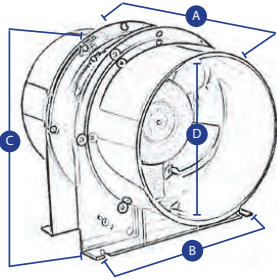
## MIXED FLOW INLINE EXHAUST FAN RANGE

CODE #	A	B	C	D
<b>MFEF100</b>	128MM	120MM	120MM	Ø97MM
<b>MFEF150</b>	200MM	172MM	186MM	Ø145MM

# INLINE EXHAUST FAN RANGE

## FEATURES

- Stylish body design
- Universal Mounting
- Energy efficient
- Complete with flex & plug
- 3 year Warranty.



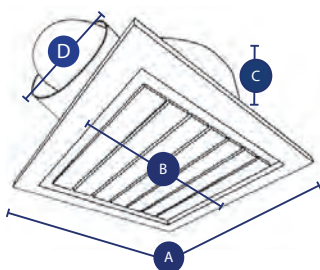
## INLINE EXHAUST FAN RANGE

CODE #	A	B	C	D
<b>ILEF100</b>	128MM	120MM	120MM	Ø97MM
<b>ILEF150</b>	200MM	172MM	186MM	Ø145MM

# PRO SERIES SIDE DUCTED EXHAUST FANS RANGE

## FEATURES

- Stylish square fascia
- Side ducted system
- Rapid airflow
- Energy efficient
- Complete with flex & plug
- 5 year Warranty.



## PRO SERIES SIDE DUCTED EXHAUST FANS RANGE

CODE #	A	B	C	D
PSEF200	270MM	240MM	170MM	Ø98MM
PSEF250	327MM	300MM	197MM	Ø145MM

# COPPER & PAIR COIL

*High Quality Pipe and Fittings*



Air Additions provides a wide range of copper products and fittings that are suitable for split system air conditioners using R410A and R32 refrigerant as well as general air conditioning and refrigeration applications.

Our comprehensive range of fire rated pipe insulation is available in a thickness to suit any air conditioning application.

All copper products comply with Australian Standard AS1571.



**100%  
AUSTRALIAN  
OWNED**

## **TRU BLU**

# RAYFLOW™

## Pair Coil

### RAYFLOW - PAIR COIL - 20M ROLL

CODE #	DESCRIPTION
PC0609	1/4" - 3/8" PAIR COIL
PC0612	1/4" - 1/2" PAIR COIL
PC0615	1/4" - 5/8" PAIR COIL
PC0915	3/8" - 5/8" PAIR COIL
PC1020	3/8" - 3/4" PAIR COIL



R410A

### TRU BLU - PAIR COIL BLACK - 20M ROLL

CODE #	DESCRIPTION
PCB0609	1/4" - 3/8" BLACK PAIR COIL
PCB0612	1/4" - 1/2" BLACK PAIR COIL
PCB0615	1/4" - 5/8" BLACK PAIR COIL
PCB0915	3/8" - 5/8" BLACK PAIR COIL
PCB1020	3/8" - 3/4" BLACK PAIR COIL



R410A

### TRU BLU - PAIR COIL 13MM BLACK - 20M ROLL

CODE #	DESCRIPTION
PCB13MM0609	1/4" - 3/8" 13MM BLACK PAIR COIL
PCB13MM0612	1/4" - 1/2" 13MM BLACK PAIR COIL
PCB13MM0615	1/4" - 5/8" 13MM BLACK PAIR COIL
PCB13MM0915	3/8" - 5/8" 13MM BLACK PAIR COIL
PCB13MM1020	3/8" - 3/4" 13MM BLACK PAIR COIL



R410A



**RAYFLOW - PAIR COIL 13MM FIRE RATED - 20M ROLL**



R410A

CODE #	DESCRIPTION
PCFR13MM0609	1/4" - 3/8" 13MM FIRE RATED PAIR COIL
PCFR13MM0612	1/4" - 1/2" 13MM FIRE RATED PAIR COIL
PCFR13MM0615	1/4" - 5/8" 13MM FIRE RATED PAIR COIL
PCFR13MM0915	3/8" - 5/8" 13MM FIRE RATED PAIR COIL
PCFR13MM1020	3/8" - 3/4" 13MM FIRE RATED PAIR COIL

**RAYFLOW - PAIR COIL 19MM FIRE RATED - 18M ROLL**



R410A

CODE #	DESCRIPTION
PCFR19MM0609	1/4" - 3/8" 19MM FIRE RATED PAIR COIL
PCFR19MM0612	1/4" - 1/2" 19MM FIRE RATED PAIR COIL
PCFR19MM0615	1/4" - 5/8" 19MM FIRE RATED PAIR COIL
PCFR19MM0915	3/8" - 5/8" 19MM FIRE RATED PAIR COIL
PCFR19MM1020	3/8" - 3/4" 19MM FIRE RATED PAIR COIL

**COPPER - HARD DRAWN**



R410A

CODE #	DESCRIPTION
CHD06	COPPER HARD DRAWN - 1/4" X 6M
CHD09	COPPER HARD DRAWN - 3/8" X 6M
CHD12	COPPER HARD DRAWN - 1/2" X 6M
CHD15	COPPER HARD DRAWN - 5/8" X 6M
CHD19	COPPER HARD DRAWN - 3/4" X 6M
CHD22	COPPER HARD DRAWN - 7/8" X 6M
CHD25	COPPER HARD DRAWN - 1" X 6M
CHD28	COPPER HARD DRAWN - 1-1/8" X 6M
CHD35	COPPER HARD DRAWN - 1-3/8" X 6M

## COPPER - SOFT DRAWN

CODE #	DESCRIPTION
CSD06	COPPER SOFT DRAWN - 1/4" X 30M (R410A)
CSD09	COPPER SOFT DRAWN - 3/8" X 18M (R410A)
CSD12	COPPER SOFT DRAWN - 1/2" X 18M (R410A)
CSD15	COPPER SOFT DRAWN - 5/8" X 18M (R410A)
CSD19	COPPER SOFT DRAWN - 3/4" X 18M (R410A)



R410A

## COPPER - ELBOWS - 90°


CODE #	DESCRIPTION
CE06	COPPER ELBOW - 1/4" - 90°
CE09	COPPER ELBOW - 3/8" - 90°
CE12	COPPER ELBOW - 1/2" - 90°
CE15	COPPER ELBOW - 5/8" - 90°
CE19	COPPER ELBOW - 3/4" - 90°
CE22	COPPER ELBOW - 7/8" - 90°
CE25	COPPER ELBOW - 1" - 90°
CE28	COPPER ELBOW - 1-1/8" - 90°
CE35	COPPER ELBOW - 1-3/8" - 90°



R410A

## COPPER - COUPLINGS

CODE #	DESCRIPTION
CC06	COPPER COUPLING - 1/4"
CC09	COPPER COUPLING - 3/8"
CC12	COPPER COUPLING - 1/2"
CC15	COPPER COUPLING - 5/8"
CC19	COPPER COUPLING - 3/4"
CC22	COPPER COUPLING - 7/8"
CC25	COPPER COUPLING - 1"
CC28	COPPER COUPLING - 1-1/8"
CC35	COPPER COUPLING - 1-3/8"



R410A

# PIPE INSULATION



9MM

## PIPE INSULATION - FIRE RATED - 9MM

CODE #	DESCRIPTION
PIFR0609	P/I/FR 1/4" (6MM) ID X 9MM WALL X 2M
PIFR1009	P/I/FR 3/8" (10MM) ID X 9MM WALL X 2M
PIFR1309	P/I/FR 1/2" (13MM) ID X 9MM WALL X 2M
PIFR1609	P/I/FR 5/8" (16MM) ID X 9MM WALL X 2M
PIFR1909	P/I/FR 3/4" (19MM) ID X 9MM WALL X 2M
PIFR2209	P/I/FR 7/8" (22MM) ID X 9MM WALL X 2M
PIFR2509	P/I/FR 1" (25MM) ID X 9MM WALL X 2M
PIFR2809	P/I/FR 1-1/8" (28MM) ID X 9MM WALL X 2M
PIFR3509	P/I/FR 1-3/8" (35MM) ID X 9MM WALL X 2M



13MM

## PIPE INSULATION - FIRE RATED - 13MM

CODE #	DESCRIPTION
PIFR0613	P/I/FR 1/4" (6MM) ID X 13MM WALL X 2M
PIFR1013	P/I/FR 3/8" (10MM) ID X 9MM WALL X 2M
PIFR1313	P/I/FR 1/2" (13MM) ID X 9MM WALL X 2M
PIFR1613	P/I/FR 5/8" (16MM) ID X 9MM WALL X 2M
PIFR1913	P/I/FR 3/4" (19MM) ID X 9MM WALL X 2M
PIFR2213	P/I/FR 7/8" (22MM) ID X 9MM WALL X 2M
PIFR2513	P/I/FR 1" (25MM) ID X 9MM WALL X 2M
PIFR2813	P/I/FR 1-1/8" (28MM) ID X 9MM WALL X 2M
PIFR3513	P/I/FR 1-3/8" (35MM) ID X 9MM WALL X 2M

## PIPE INSULATION - FIRE RATED - 19MM

CODE #	DESCRIPTION
PIFR0619	P/I/FR 1/4" (6MM) ID X 19MM WALL X 2M
PIFR1019	P/I/FR 3/8" (10MM) ID X 19MM WALL X 2M
PIFR1319	P/I/FR 1/2" (13MM) ID X 19MM WALL X 2M
PIFR1619	P/I/FR 5/8" (16MM) ID X 19MM WALL X 2M
PIFR1919	P/I/FR 3/4" (19MM) ID X 19MM WALL X 2M
PIFR2219	P/I/FR 7/8" (22MM) ID X 19MM WALL X 2M
PIFR2519	P/I/FR 1" (25MM) ID X 19MM WALL X 2M
PIFR2819	P/I/FR 1-1/8" (28MM) ID X 19MM WALL X 2M
PIFR3519	P/I/FR 1-3/8" (35MM) ID X 19MM WALL X 2M



19MM

## PIPE INSULATION - FIRE RATED - 25MM


CODE #	DESCRIPTION
PIFR0625	P/I/FR 1/4" (6MM) ID X 25 WALL X 2M
PIFR1025	P/I/FR 3/8" (10MM) ID X 25 WALL X 2M
PIFR1325	P/I/FR 1/2" (13MM) ID X 25MM WALL X 2M
PIFR1625	P/I/FR 5/8" (16MM) ID X 25MM WALL X 2M
PIFR1925	P/I/FR 3/4" (19MM) ID X 25MM WALL X 2M
PIFR2225	P/I/FR 7/8" (22MM) ID X 25MM WALL X 2M
PIFR2525	P/I/FR 1" (25MM) ID X 25MM WALL X 2M
PIFR2825	P/I/FR 1-1/8" (28MM) ID X 25MM WALL X 2M
PIFR3525	P/I/FR 1-3/8" (35MM) ID X 25MM WALL X 2M



25MM

# INSTALLATION ACCESSORIES

*Everyday Installation Products*



100%  
AUSTRALIAN  
OWNED

**RAYFLOW™**  
Air-Con Accessories

**TRU BLU**

DISTRIBUTING:

**Nitto**

**EZYDUCT**

**PPC**

# WALL/ROOF MOUNT BRACKETS

## RAYFLOW BRACKETS STRONGER AND EASIER TO USE

### UNIQUE FEATURES:

- New high strength design
- Galvanised with powder coat finish, or 304 stainless steel
- Pre assembled support arms
- Unique locking clamp
- Calibrated rail for easy positioning
- In built spirit level on rear rail
- Moulded nut inset and baffle
- 180kg weight rating on small wall brackets
- 250kg weight rating on large wall brackets
- 150kg weight ratings on roof brackets



**RAYFLOW™**  
Air-Con Accessories





## ACCESSORIES - MOUNTING BRACKETS - RAYFLOW



CODE #	DESCRIPTION
<b>ACBSML</b>	WALL BRACKET 450 X 350 X 800MM - 180KG - POWDER COATED
<b>ACBLRG</b>	WALL BRACKET 550 X 450 X 850MM - 250KG - POWDER COATED
<b>ACBSML-SS</b>	WALL BRACKET 450 X 400 X 800MM - 180KG - STAINLESS STEEL
<b>ACBLRG-SS</b>	WALL BRACKET 550 X 400 X 1000MM - 250KG - STAINLESS STEEL
<b>ACBROOFHD</b>	ROOF BRACKET 580 X 580 X 1000MM - 150KG



## ACCESSORIES - GALVANISED BRACKETS

CODE #	DESCRIPTION
<b>ACBGAL450</b>	450MM CANTILEVER BRACKET + FIXINGS & MOUNTS (SET)
<b>ACBGAL600</b>	600MM CANTILEVER BRACKET + FIXINGS & MOUNTS (SET)
<b>ACBGAL750</b>	750MM CANTILEVER BRACKET + FIXINGS & MOUNTS (SET)



## POLY BENDER



CODE #	DESCRIPTION
<b>ACPB38</b>	POLY BENDER 3M – 3/8"
<b>ACPB12</b>	POLY BENDER 3M – 1/2"
<b>ACPB58</b>	POLY BENDER 3M – 5/8"
<b>ACPB34</b>	POLY BENDER 3M – 3/4"


## UNIT MOUNTING - [VIBRATION MOUNTS](#)

CODE #	DESCRIPTION
<b>UMISOM</b>	ISO MOUNTS (SET OF 4)
<b>UMRM75</b>	RUBBER CONDENSOR FEET (SET OF 4)
<b>UMMB450</b>	MOUNTING BLOCK 450MM (PAIR)
<b>UMVM25</b>	VIBRATION MOUNT 25MM
<b>UMWP10</b>	WAFFLE PAD 300 X 300 X 10MM
<b>UMWP104545</b>	WAFFLE PAD 450 X 450 X 10MM
<b>UMWPSTRIP</b>	WAFFLE PAD 1000 X 100 X 10MM
<b>UMVMCB</b>	40MM STRUT / CHANNEL VIBRATION MOUNT (SET OF 4)
<b>B6737</b>	FIX-IT-FOOT 600 X 180 X 95 H - EACH
<b>B9368SET</b>	500 LOW PROFILE FIX-IT-FOOT (SET OF 2)




## POLYSLAB

CODE #	DESCRIPTION
<b>PSLAB-M</b>	POLYSLAB - MED 885 X 465 X 51 (160KG)



## LIGHTWEIGHT CONCRETE SLAB

CODE #	DESCRIPTION
<b>ESGY</b>	LIGHTWEIGHT CONCRETE SLAB 900 X 450 X 50



## M10 SPRING HANGER



CODE #	DESCRIPTION
VH10	M10 SPRING HANGER (10KG)
VH25	M10 SPRING HANGER (25KG)
VH50	M10 SPRING HANGER (50KG)
VH75	M10 SPRING HANGER (75KG)
VH100	M10 SPRING HANGER (100KG)

## M10 RUBBER HANGER

CODE #	DESCRIPTION
RHA25100	M10 RUBBER HANGER (25KG - 100KG)

## HANGING ACCESSORIES



CODE #	DESCRIPTION
TRM103	M10 THREADED ROD - 3M LENGTH
ANG503	50MM X 50MM ANGLE 3M LENGTH
ANGLG2015	3.0M X 2.5CM X 2.5CM ANGLE (.06 GAUGE)
ANGSA3030	SLOTTED ANGLE 30 X 30 X 3M
ANGSA4040	SLOTTED ANGLE 41 X 41 X 3M
TRPCM10	EF2000 M10 PURLIN CLIP
TRWHM10	EF1200L M10 WOOD HANGER
EZSLEEVE	EASY SLEEVE 20M ROLL X 150MM
EXSLEEVEBLK	EASY SLEEVE BLACK 20M ROLL X 150MM
CHANNEL21	SLOTTED CHANNEL 41 X 21 X 6M
CHANNEL41	SLOTTED CHANNEL 41 X 41 X 6M
ANGLG4012	40MM ANGLE - 0.6 GAUGE X 1.2M

## TOOLS

CODE #	DESCRIPTION
TSB12	1/2" SPRING BENDER
TSB58	5/8" SPRING BENDER
TSB34	3/4" SPRING BENDER
BD12106	TUBE BENDER 3/8"
BD12108	TUBE BENDER 1/2"
BD12110	TUBE BENDER 5/8"
BD12112	TUBE BENDER 3/4"
DV-75E	ECONOMY VACUUM PUMP
DVO12	JB BLACK DIAMOND VAC PUMP OIL 946ML
DVO24	JB BLACK DIAMOND VAC PUMP OIL 3.78L
BD11112	SMALL TUBE CUTTER 1/8" - 5/8"
BD11166	SMALL TUBE CUTTER 3/16" - 7/8"
BD11382	LARGE TUBE CUTTER 1/8" - 15/8"
TRS127	RATCHET STRAIGHT 1/4" - 5/16"
BD13800	EXPANDER KIT
BD14545	FLARING TOOL 1/4" - 3/4"
PTV450	STANDARD PIEZO MAPP TORCH
BD22500	MANIFOLD SET R410A/R32



## ACCESS PANELS



CODE #	DESCRIPTION
<b>AP200X125</b>	ACCESS PANEL - 200 X 125MM
<b>AP240X150</b>	ACCESS PANEL - 240 X 150MM
<b>AP300X150</b>	ACCESS PANEL - 300 X 150MM
<b>AP370X240</b>	ACCESS PANEL - 370 X 240MM
<b>AP375X240</b>	ACCESS PANEL - 375 X 240MM
<b>AP460X250</b>	ACCESS PANEL - 460 X 250MM
<b>AP500X370</b>	ACCESS PANEL - 500 X 370MM
<b>AP530X360</b>	ACCESS PANEL - 530 X 360MM
<b>AP635X430</b>	ACCESS PANEL - 635 X 430MM
<b>AP650X500</b>	ACCESS PANEL - 650 X 500MM

# CONDENSER CAGES

## CONDENSER CAGES (600MM DEEP)

CODE #	DESCRIPTION
<b>ACG9</b>	AIR CON CAGE (H)900MM X (W)1000MM
<b>ACG10</b>	AIR CON CAGE (H)1000MM X (W)1200MM
<b>ACG12</b>	AIR CON CAGE (H)1200MM X (W)1200MM
<b>ACG14</b>	AIR CON CAGE (H)1400MM X (W)1200MM
<b>ACG16</b>	AIR CON CAGE (H)1600MM X (W)1200MM



## BACK PANEL FOR CONDENSER CAGES

CODE #	DESCRIPTION
<b>ACGBACK9</b>	BACK PANEL FOR ACG9
<b>ACGBACK10</b>	BACK PANEL FOR ACG10
<b>ACGBACK12</b>	BACK PANEL FOR ACG12
<b>ACGBACK14</b>	BACK PANEL FOR ACG14
<b>ACGBACK16</b>	BACK PANEL FOR ACG16





# EZYDUCT

QUALITY DUCT COVER MADE IN AUSTRALIA

## DESIGNED BY A TRADESMAN FOR TRADESMEN


The Ezyduct System makes installations easier, faster and more attractive. Its stylish design and neutral light beige colour will ensure it compliments and blends with any environment.

Ezyduct products are made from quality, first grade raw materials designed specifically for applications that require;

- High impact strength, rigidity and toughness
- UV radiation resistance
- Colour and gloss retention

### FEATURES:

- Increased duct carrying capacity
- Bends that clip together and have a larger bend radius
- Crack and shatter proof when drilling or cutting into
- Single piece wall caps with more space to curve your copper pipe
- A socket joiner that snaps straight on



Wall Cover



Up Elbow



Flat Bend





Joiner



Ceiling Cap

## EZYDUCT


CODE #	DESCRIPTION
ECD110	EZYDUCT - 110MM X 2M PIPE COVER
EE110	EZYDUCT - 110MM X 90° UP ELBOW
EFJ110	EZYDUCT - 110MM FLEXI JOINER
EJ110	EZYDUCT - 110MM JOINER
EB110	EZYDUCT - 110MM X 90° FLAT BEND
ECC110	EZYDUCT - 110MM CEILING CAP
EWC110	EZYDUCT - 110MM WALL COVER
ER11080	EZYDUCT - 110MM > 80MM REDUCER
ETJ110	EZYDUCT - 110MM T JOINT
ECD80	EZYDUCT - 80MM X 2M PIPE COVER
EE80	EZYDUCT - 80MM X 90° UP ELBOW
EFJ80	EZYDUCT - 80MM FLEXI JOINER
EJ80	EZYDUCT - 80MM JOINER
EB80	EZYDUCT - 80MM X 90° FLAT BEND
ECC80	EZYDUCT - 80MM CEILING CAP
EWC80	EZYDUCT - 80MM WALL COVER



## COLOURBOND HAT SECTION

CODE #	DESCRIPTION
HS24	HAT SECTION - COLOURBOND 2.4M X 100MM X 80MM

A RANGE OF STANDARD COLOURS AVAILABLE - CONTACT YOUR LOCAL BRANCH



## ROOF - FLASHINGS



CODE #	DESCRIPTION
<b>AFE0B</b>	AQUASEAL #0 (3MM - 25MM) BLACK
<b>AFE1B</b>	AQUASEAL #1 (5MM - 45MM) BLACK
<b>AFE2B</b>	AQUASEAL #2 (25MM - 70MM) BLACK
<b>AFE3B</b>	AQUASEAL #3 (50MM - 100MM) BLACK
<b>AFE4B</b>	AQUASEAL #4 (90MM - 150MM) BLACK
<b>AFE5B</b>	AQUASEAL #5 (125MM - 200MM) BLACK
<b>AFE6B</b>	AQUASEAL #6 (150MM - 230MM) BLACK
<b>AFE7B</b>	AQUASEAL #7 (200MM - 300MM) BLACK
<b>AFE8B</b>	AQUASEAL #8 (230MM - 380MM) BLACK
<b>AFE9B</b>	AQUASEAL #9 (315MM - 450MM) BLACK
<b>AFE10B</b>	AQUASEAL #10 (400MM - 750MM) BLACK

## KWIK FLEX



CODE #	DESCRIPTION
<b>KWIK-FLEX</b>	KWIK FLEX HANGING STRAP
<b>KWIK-KLIP</b>	KWIK-KLIP HANGING KLIP

## HANGING STRAPS



CODE #	DESCRIPTION
<b>ACHSBLU</b>	HANGING STRAP BLUE (25MM X 50M)
<b>ACHSBLK</b>	HANGING STRAP BLACK (25MM X 100M)
<b>ACPSMET</b>	PERFORATED STRAP METAL (15M)
<b>HT75PPC</b>	FIRE RATED POLYSTRAP 75MM X 100M

# Nitto

## 204E PVC TAPE

Save the hassle of wasting time and money, by using Australia's leading brand of PVC tape.

### FEATURES:

- Excellent conformability with irregular surfaces
- Ideal for joining and sealing applications
- Natural Rubber pressure sensitive adhesive
- Provides a long term bond and prevents flagging
- Smooth unwind force for easy application and use
- High performance in a broad range of application temperatures
- Manufactured from Lead Free PVC film



Standard Colours - Silver, Black  
 Dimensions - 0.13mm x 48mm x 30m  
 (available in 75mm on select colours)

## ACCESSORIES - TAPES & SILICONES - REMOTES

CODE #	DESCRIPTION
ACDTBLK	DUCT TAPE BLACK 0.13MM X 48MM X 30M
ACDTGRY	DUCT TAPE GREY 0.13MM X 48MM X 30M
ACFTSIL72	FOIL TAPE SILVER (72MM X 50M)
ACRGDS	FLEXIDUCT DUCT SEALANT (300ML)
ACRGCLR	ROOF & GUTTER SILICONE CLEAR (300ML)
ACRGGRY	ROOF & GUTTER SILICONE GREY (300ML)
ACFAGAP	FILL A GAP (450G)
ACNIT7403	FOAM TAPE - 10M
REMOTE	UNIVERSAL REMOTE CONTROL



# DRAINAGE



## 3.9M AC&R DRAIN PIPE

CODE #	DESCRIPTION
PVCDP15	15MM AC&R PIPE (3.9M LENGTH)
PVCDP20	20MM AC&R PIPE (3.9M LENGTH)
PVCDP25	25MM AC&R PIPE (3.9M LENGTH)
PVCDP32	32MM AC&R PIPE (3.9M LENGTH)



## 90° EQUAL ELBOW

CODE #	DESCRIPTION
PVCELB1590	15MM EQUAL ELBOW 90°
PVCELB2090	20MM EQUAL ELBOW 90°
PVCELB2590	25MM EQUAL ELBOW 90°
PVCELB3290	32MM EQUAL ELBOW 90°



## 45° EQUAL ELBOW

CODE #	DESCRIPTION
PVCELB1545	15MM EQUAL ELBOW 45°
PVCELB2045	20MM EQUAL ELBOW 45°
PVCELB2545	25MM EQUAL ELBOW 45°
PVCELB3245	32MM EQUAL ELBOW 45°






## EQUAL TEE



CODE #	DESCRIPTION
PVCET15	15MM EQUAL TEE
PVCET20	20MM EQUAL TEE
PVCET25	25MM EQUAL TEE
PVCET32	32MM EQUAL TEE

## DOUBLE END SOCKET




CODE #	DESCRIPTION
PVCDES15	15MM DOUBLE END SOCKET
PVCDES20	20MM DOUBLE END SOCKET
PVCDES25	25MM DOUBLE END SOCKET
PVCDES32	32MM DOUBLE END SOCKET

## REDUCING SOCKET



CODE #	DESCRIPTION
PVCRS2015	20MM X 15MM REDUCING SOCKET
PVCRS2515	25MM X 15MM REDUCING SOCKET
PVCRS2520	25MM X 20MM REDUCING SOCKET
PVCRS3225	32MM X 25MM REDUCING SOCKET

## REDUCING BUSH



CODE #	DESCRIPTION
PVCRB2515	25MM X 15MM REDUCING BUSH
PVCRB2520	25MM X 20MM REDUCING BUSH

## MALE THREADED SOCKET

CODE #	DESCRIPTION
PVC15MTS	15MM MALE THREADED SOCKET
PVC20MTS	20MM MALE THREADED SOCKET
PVC25MTS	25MM MALE THREADED SOCKET



## DRAIN PAN ADAPTER

CODE #	DESCRIPTION
2114015NS	15MM DRAIN PAN ADAPTOR



## CONDENSTATE PUMPS

CODE #	DESCRIPTION
MINI ORANGE	MINI ORANGE (12 LTRS/HR)
MAXI ORANGE	MAXI ORANGE (35 LTRS/HR)
MINI BLANC	MINI BLANC (12 LTRS/HR)
MINI LIME	MINI LIME SILENT (12 LTRS/HR)
MINI AQUA	MINI AQUA (12 LTRS/HR)
MAX HI FLOW	MAX HI FLOW TANK PUMP (550 LTRS/HR)





**aspen pumps**  
SELECTION GUIDE



**MAX**  
HI-FLOW  
(FP3349)



## SELECTING THE RIGHT ASPEN PUMP

Where is the pump going to be installed?

### Hi Wall Split A/C

In the ceiling - **mini/maxi orange**  
Behind the indoor unit - **mini aqua**  
Under the indoor unit - **mini blanc**  
In pipe duct with pipe - **mini/maxi lime**

### Ducted A/C

In the ceiling - **MAX Hi Flow / Mini Tank / Hi Lift Tank**

### What size is the air conditioner in kW?

For every kW of cooling an air conditioner can produce 1 litre of condensate per hour  
Example : 5kW unit = 5L/hr

### How far must the pump lift the water?

A = vertical distance from condensate tray to inlet of pump  
B = vertical distance from pump outlet  
A + B = Meters of head

Example:

- A/C unit is 5kW cooling capacity
- Pump is located 1M above the indoor unit (suction lift)
- Water needs to be pumped 3M vertically from pump
- We need a pump that will pump 5L/hr at 4M head

**silent+**  
MINI ORANGE  
(FP3313)



19dB(A)



**ASPEN PUMPS**  
ASIA PACIFIC

8 Waddikee Road, Lonsdale SA  
(08) 8186 4666  
(08) 8186 4632  
sales@aspenpumps.com.au  
aspenpumps.com.au

## aspen performance chart // mini pumps

### mini blanc

### MAX VERTICAL HEAD 10m

Vertical Pumping Height (m)	0	1	2	4	6	8	10	-
Litres/hour	12	11	10	9	8	6	4	-

### mini orange // mini orange silent+

### MAX VERTICAL HEAD 10m

### MAX SUCTION LIFT 1.5m

Vertical Pumping Height (m)	0	1	2	4	6	8	10	-
Litres/hour	12	11	10	9	8	7	6	-

### mini aqua // mini aqua silent+

### MAX VERTICAL HEAD 10m

### MAX SUCTION LIFT 1.5m

Vertical Pumping Height (m)	0	1	2	4	6	8	10	-
Litres/hour	12	11	10	9	8	7	6	-

### mini lime silent+

### MAX VERTICAL HEAD 10m

Vertical Pumping Height (m)	0	1	2	4	6	8	10	-
Litres/hour	12	11	10	9	8	7	6	-

### maxi lime

### MAX VERTICAL HEAD 15m

Vertical Pumping Height (m)	0	1	2	4	6	8	10	12
Litres/hour	35	32	28	24	21	19	17	14

### maxi orange

### MAX VERTICAL HEAD 15m

### MAX SUCTION LIFT 1.5m

Vertical Pumping Height (m)	0	1	2	4	6	8	10	12
Litres/hour	35	32	28	24	21	19	17	14

\* mini orange silent+ recommended for noise sensitive areas

## aspen performance chart // tank pumps

### max hi flow (using 10mm tubing)

### MAX VERTICAL HEAD 5m

Vertical Pumping Height (m)	0	1	2	3	4	6	8	10
Litres/hour	550	490	400	300	200	-	-	-

\* For every kW of cooling an air conditioner can produce 1 litre of condensate per hour

## FLEXIBLE DRAIN PIPE

CODE #	DESCRIPTION
FDP16	16MM FLEXIBLE ROLL - 50M
IFDP-19	19MM FLEXIBLE INSULATED ROLL - 20M



## RUBBER PIPE ADAPTER

CODE #	DESCRIPTION
PVC1620PA	RUBBER PVC PIPE ADAPTOR 16MM TO 20MM - PKT/3
PVC2620PA	RUBBER PVC PIPE ADAPTOR 26MM TO 20MM - PKT/3
PVC3220PA	RUBBER PVC PIPE ADAPTOR 32MM TO 20MM - PKT/3



## CLEAR VINYL TUBING

CODE #	DESCRIPTION
CVT06	6MM CLEAR VINYL TUBING 3MTR ROLL
CVT10	10MM CLEAR VINYL TUBING 3MTR ROLL
CVT0630M	6MM CLEAR VINYL TUBING 30MTR ROLL



## TRAPS

CODE #	DESCRIPTION
PVCETK	EZY TRAP KIT WITH BRUSH



# FIXINGS – SADDLES – TIES

*Quality fixings for all applications*

## CABLE TIES



CODE #	LENGTH (MM)	WIDTH (MM)
AACT300BK	300	4.8
ACCTLRG	1530	9.0
ACCTMED	430	4.8
ACCTSML	200	4.8

## WALL ANCHORS



CODE #	DESCRIPTION
ACWMNYL	WALL MATE NYLON - 100 PK
ACWMMET	WALL MATE METAL - 100 PK

## CONDUIT HALF SADDLE

CODE #	NOMINAL DIAMETER (MM)	HOLE (MM)	LENGTH (MM)	WIDTH (MM)	HEIGHT (MM)	SURFACE TREATMENT
AACHS16	16	5	46	19	18	ZINC PLATED
AACHS20	20	5	50	19	22	ZINC PLATED
AACHS25	25	5	60	25	26	ZINC PLATED
AACHS32	32	7	67	24	33	ZINC PLATED
AACHS40	40	7	74	32	41	ZINC PLATED
AACHS50	50	7	85	39	54	ZINC PLATED

ALSO AVAILABLE IN HOT DIP GALVANISED



## CONDUIT FULL SADDLE

CODE #	NOMINAL DIAMETER (MM)	GAUGE (MM)	HOLE (MM)	CENTRES (MM)	LENGTH (MM)	WIDTH (MM)	HEIGHT (MM)	SURFACE TREATMENT
AACFS16	16	0.7	5	32	45	13	18	ZINC PLATED
AACFS20	20	0.9	5	39	50	16	23	ZINC PLATED
AACFS25	25	0.9	5	48	62	19	28	ZINC PLATED
AACFS32	32	1.2	6	63	79	25	35	ZINC PLATED
AACFS40	40	1.2	6	71	87	25	44	ZINC PLATED
AACFS50	50	1.2	6	92	108	25	53	ZINC PLATED

ALSO AVAILABLE IN HOT DIP GALVANISED





# ELECTRICAL

## WEATHERPROOF AC ISOLATOR

Manufactured from a high impact UV resistant polycarbonate material and with IP66 protection, the Weatherproof AC Isolators are rugged enough to cover all your installations.

Available in 20A, 35A & 55A.

Certified and manufactured to Australian and International Standards.

HIGH IMPACT

CHEMICAL RESISTANT

LOCKABLE

UV RESISTANT

IP66 PROTECTION



WEATHERPROOF



## WEATHERPROOF AC ISOLATOR

Part Number	Short Description	IP Rating	Current Rating	Poles	Voltage Rating (AC)	Dimensions
<b>ISO201PGYSQ</b>	WEATHERPROOF LOCKABLE SQUARE ISOLATOR	IP66	20A	1	250VAC	86 x 86 x 86
<b>ISO351PGYSQ</b>	WEATHERPROOF LOCKABLE SQUARE ISOLATOR	IP66	35A	1	250VAC	86 x 86 x 86
<b>ISO201PGYRT</b>	WEATHERPROOF LOCKABLE RECTANGULAR ISOLATOR	IP66	20A	1	250VAC	173 x 83 x 88
<b>ISO203PGYRT</b>	WEATHERPROOF LOCKABLE RECTANGULAR ISOLATOR	IP66	20A	3	500VAC	171 x 82 x 88
<b>ISO553PGYRT</b>	WEATHERPROOF LOCKABLE RECTANGULAR ISOLATOR	IP66	55A	3	500VAC	171 x 82 x 88



CHEMICAL  
RESISTANT



LOCKABLE



WEATHER  
PROOF



UV  
RESISTANT



INGRESS  
PROTECTION

# RAYFLOW ISOLATOR BRACKET

## FEATURES



Heavy duty



Ease of installation



Compatible across all isolators



Pre-punched conduit entry points



## RAYFLOW ISOLATOR BRACKET



**CODE #**


**DESCRIPTION**

**ISOBRACKET**

**ISOLATOR BRACKET**

## CONDUIT

CODE #	DESCRIPTION
EL20CON	20MM X 4M ELECTRICAL CONDUIT
EL25CON	25MM X 4M ELECTRICAL CONDUIT
EL20ELB	20MM ELECTRICAL ELBOW
EL25ELB	25MM ELECTRICAL ELBOW
EL20COUP	20MM ELECTRICAL COUPLING
EL25COUP	25MM ELECTRICAL COUPLING
EL20TEE	20MM ELECTRICAL TEE
EL25TEE	25MM ELECTRICAL TEE
EL25/20RED	25/20MM ELECTRICAL REDUCER
EL32/25RED	32/25MM ELECTRICAL REDUCER
EL20SAD	20MM HALF SADDLE
EL25SAD	25MM HALF SADDLE
CLI413QCWE	SURFACE SOCKET QUICK CONNECT 10A 250V
ACPVCPSA20	20MM PVC PLAIN SCREW ADAPTOR / RING
ACPVCPSA25	25MM PVC PLAIN SCREW ADAPTOR / RING



## CABLES

CODE #	DESCRIPTION
AACAB1.53CEFLAT100	1.5MM <sup>2</sup> 3C E PVC RD/WT/BL 100M
AACAB1.5SDI100	1.5MM <sup>2</sup> 1C PVC BK/WT 100M
AACAB1.5TE100	1.5MM <sup>2</sup> 2C E PVC RD/BK 100M
AACAB2.5TE100	2.5MM <sup>2</sup> 2C E PVC RD/BK 100M



# CHEMICALS

Full Range of Cleaning, Glue and Servicing Solvents



## MIZU FOAM

CODE #	DESCRIPTION
MIZU FOAM	SERVICE FOAM 500ML



## ACTION CLEAR

CODE #	DESCRIPTION
ACT201	ACTION GEL RUST REMOVER 500ML BOTTLE
ACT509	CLEAR HVAC-R AEROSOL 350G
ACT511	CLEAR HVAC-R LIQUID 500ML
ACT701	CLEAR HVAC-R AEROSOL 350G ELECTRICAL



## GLUE

CODE #	DESCRIPTION
ACBSC250ML	250ML PVC GLUE
ACBSC500ML	500ML PVC GLUE
ACINSGLUE	PIPE INSULATION GLUE 500ML

## GREEN CLEAN

CODE #	DESCRIPTION
ACCG001	946ML GREEN CLEAN ALL PURPOSE (SPRAY)
ACCG004	3.78LTR GREEN CLEAN ALL PURPOSE (BOTTLE)



## CLEANING BAG

CODE #	DESCRIPTION
4150-01	MINI SPLIT LARGE CLEANING GUARD (UP TO 3.5KW)
4150-02	MINI SPLIT EXTRA LARGE CLEANING GUARD (UP TO 10KW)
4150-03	CEILING CASSETTE CLEANING GUARD
DSSCK	DESOLV SPLIT SYSTEM CLEANING KIT
DSSCK BAGS	DESOLV REPLACEMENT BAG



## BUBBLE LEAK DETECTOR

CODE #	DESCRIPTION
ACBUBBLE	946ML CAL-BLUE BUBBLE LEAK DETECTOR





# REFERENCE TABLES

INCHES	MM
4"	100MM
5"	125MM
6"	150MM
8"	200MM
10"	250MM
12"	300MM
14"	350MM
16"	400MM
18"	450MM
20"	500MM
22"	550MM

Ø	CIRCUMFERENCE
150	471
200	628
250	786
300	943
350	1100
400	1257
450	1414
500	1571
550	1728
600	1885

CIRCUMFERENCE DIVIDED BY 3.142 = DIAMETER.

## COPPER & PIPE INSULATION

INCHES	MM
1/4"	6.35MM
3/8"	9.52MM
1/2"	12.70MM
5/8"	15.87MM
3/4"	19.05MM
7/8"	22.22MM
1"	25.40MM
1 1/8"	28.57MM
1 3/8"	34.92MM
1 5/8"	41.27MM

## BOXES

INCHES	FACE DIMENSIONS	NECK DIMENSIONS
FULL TILE	1195 X 595	1150 X 550
HALF TILE	595 X 595	550 X 550
QUARTER TILE	595 X 295	550 X 250

ABN: 23 064 849 824

**NEW ACCOUNT APPLICATION / UPDATE OF DETAILS**

(Circle appropriate option)



**SECTION A**

**All applicants to complete this section:**  
 LEGAL ENTITY: \_\_\_\_\_  
 TRADING NAME: \_\_\_\_\_  
 (herein after known and referred to as the "APPLICANT")  
 ACN/ABN NUMBER: \_\_\_\_\_  
 STREET ADDRESS: \_\_\_\_\_  
 \_\_\_\_\_  
 POSTAL ADDRESS: (if different to above) \_\_\_\_\_  
 \_\_\_\_\_  
 TELEPHONE: \_\_\_\_\_  
 MOBILE: \_\_\_\_\_  
 FACSIMILE: \_\_\_\_\_  
 EMAIL ADDRESS: \_\_\_\_\_  
 EMAIL ADDRESS for INVOICES/STATEMENTS \_\_\_\_\_  
 Credit Limit Required: \$ \_\_\_\_\_  
 Estimated monthly purchases: \$ \_\_\_\_\_  
 Branch / Branches credit required at: \_\_\_\_\_  
 Nature of Business: \_\_\_\_\_ Time in Business: \_\_\_\_\_  
 Length of Time under present Ownership: \_\_\_\_\_  
 Business Premises are: Owned / Leased / Rented (Circle correct option)  
 If you are Renting or Leasing who is your Agent: \_\_\_\_\_  
 Value of Unencumbered Assets: \$ \_\_\_\_\_

**Please complete the appropriate sections**

**If Sole Trader:**  
 Name of Proprietor: \_\_\_\_\_ Date of Birth \_\_\_\_\_  
 Home Address: \_\_\_\_\_

**If Partnership:** (Details of ALL Partners)  
 Name: \_\_\_\_\_ Date of Birth \_\_\_\_\_  
 Home Address: \_\_\_\_\_  
 \_\_\_\_\_  
 Name: \_\_\_\_\_ Date of Birth \_\_\_\_\_  
 Home Address: \_\_\_\_\_  
 \_\_\_\_\_  
 Name: \_\_\_\_\_ Date of Birth \_\_\_\_\_  
 Home Address: \_\_\_\_\_  
 \_\_\_\_\_

**If Company:**  
 Address of Registered Office \_\_\_\_\_  
 \_\_\_\_\_  
 Parent Company (If applicable) \_\_\_\_\_  
**Directors:**  
 Name: \_\_\_\_\_ Date of Birth \_\_\_\_\_  
 Home Address: \_\_\_\_\_  
 Name: \_\_\_\_\_ Date of Birth \_\_\_\_\_  
 Home Address: \_\_\_\_\_  
**Owner:**  
 Name: \_\_\_\_\_ Date of Birth \_\_\_\_\_  
 Home Address: \_\_\_\_\_

**ABN: 23 064 849 824****REFERENCES:**

Name: \_\_\_\_\_ Telephone: \_\_\_\_\_  
 Address: \_\_\_\_\_ Facsimile: \_\_\_\_\_

Name: \_\_\_\_\_ Telephone: \_\_\_\_\_  
 Address: \_\_\_\_\_ Facsimile: \_\_\_\_\_

**IT IS AGREED:**

I/We the undersigned, certify that the information supplied to AIR ADDITIONS PTY LTD AS TRUSTEE OF THE MEGA INVESTMENT TRUST for the purpose of assessing the suitability for providing me/ us with 30 Day Credit Facilities is correct at time of writing, and that I/ we is/ are Authorized on behalf of the applicant to make this application and contract on behalf of the applicant and give the warranties outlined in this application.

AIR ADDITIONS PTY LTD AS TRUSTEE OF THE MEGA INVESTMENT TRUST reserves the right to withdraw credit facilities at any time without notice.

The Purchaser will be liable for any costs incurred in enforcing payment of the account.

Should the amount owing under the credit facility at any time exceed the limit mentioned on this application, AIR ADDITIONS PTY LTD AS TRUSTEE OF THE MEGA INVESTMENT TRUST reserves the right to suspend credit facilities until such time as the amount outstanding is reduced below the limit established.

Terms are strictly 30 DAYS from Statement date, i.e. Purchases made during one month are due and payable by the 30<sup>th</sup> day of the following month. Failure to pay within these terms could result in suspension of Credit Facilities until ALL outstanding amounts are paid in FULL.

AIR ADDITIONS PTY LTD AS TRUSTEE OF THE MEGA INVESTMENT TRUST reserves the right to charge interest on overdue amounts at the rate not exceeding the standard overdraft rate offered by the Commonwealth Bank on the day of calculation. Such interest if applied shall be charged direct to your account.

All goods shall be sold in accordance with the "STANDARD TERMS AND CONDITIONS" as outlined on the purchase Invoice.

Should any changes take place affecting the legal entity, structure or management control of the applicant, then AIR ADDITIONS PTY LTD AS TRUSTEE OF THE MEGA INVESTMENT TRUST will be notified immediately in writing.

**That unless otherwise stated in this application, the applicant is not structured on a trusteeship involving discretionary, unit or family trusts.**

I/We have read the conditions of this application and agree to be bound by them in consideration of AIR ADDITIONS PTY LTD AS TRUSTEE OF THE MEGA INVESTMENT TRUST providing Credit facilities.

Notice of disclosure of your credit information to a credit reporting agency

Under Section 18E (8)(c) of the Privacy Act AIR ADDITIONS PTY LTD AS TRUSTEE OF THE MEGA INVESTMENT TRUST is allowed to give a credit reporting agency personal information about your credit application. The information which may be given to an agency is covered by Section 18E (1) of the Act and includes:

- Identity particulars (as permitted by the Privacy Commissioner's determination issued under s.18E(3));
- The fact that you have applied for credit and the amount;
- The fact that AIR ADDITIONS PTY LTD AS TRUSTEE OF THE MEGA INVESTMENT TRUST is a current credit provider to you;
- Payments which become overdue more than 60 days, and for which collection action has commenced;
- Advice that payments are no longer overdue;
- Cheques drawn by you which have been dishonored more than once;
- In specified circumstances, that in the opinion of AIR ADDITIONS PTY LTD AS TRUSTEE OF THE MEGA INVESTMENT TRUST you have committed a serious credit infringement
- That credit provided to you by AIR ADDITIONS PTY LTD AS TRUSTEE OF THE MEGA INVESTMENT TRUST has been paid or otherwise discharged.

The jurisdiction for any legal claim arising from any default will always remain in the State of Queensland.

Costs associated with the collection of any overdue account will be the responsibility of the credit applicant.

If AIR ADDITIONS PTY LTD AS TRUSTEE OF THE MEGA INVESTMENT TRUST considers it relevant to assessing my/ our application for commercial credit, I/ We agree to AIR ADDITIONS PTY LTD AS TRUSTEE OF THE MEGA INVESTMENT TRUST obtaining from a credit reporting agency a credit report containing personal information about me/ us in relation to commercial credit provided by AIR ADDITIONS PTY LTD AS TRUSTEE OF THE MEGA INVESTMENT TRUST.

**Important – All Applicants must sign -**

Signed for and on behalf of: \_\_\_\_\_ (Insert Business or company name here)

1) \_\_\_\_\_ Position: \_\_\_\_\_

2) \_\_\_\_\_ Position: \_\_\_\_\_

3) \_\_\_\_\_ Position: \_\_\_\_\_

I authorize Air Additions to verify the information provided on this form as to my credit and trade history who confirm by the signing hereof that they are duly authorized by the applicant to complete and sign this application on its behalf

Dated this \_\_\_\_\_ Day of \_\_\_\_\_ 20\_\_\_\_\_

DEED OF GUARANTEE

---

This Deed of Guarantee ("**the Guarantee**") dated \_\_\_\_\_ day of \_\_\_\_\_ 20\_\_\_\_\_ .

Between: **AIR ADDITIONS PTY LTD AS TRUSTEE OF THE MEGA INVESTMENT TRUST Pty Ltd ABN: 23 064 849 824**

And: \_\_\_\_\_  
(and if more than one, jointly and severally "**the Guarantor**" - NAMES OF DIRECTORS)

Whereas: AIR ADDITIONS PTY LTD AS TRUSTEE OF THE MEGA INVESTMENT TRUST has agreed to provide a credit facility to the person or company whose name is set out as the Applicant in the attached New Account Application and Agreement ("**the Agreement**") on the terms set out in that Agreement provided that the Guarantor guarantees the performance of such terms by the Applicant and indemnifies AIR ADDITIONS PTY LTD AS TRUSTEE OF THE MEGA INVESTMENT TRUST for all moneys owing under the Agreement and in respect of any other loss or damage which AIR ADDITIONS PTY LTD AS TRUSTEE OF THE MEGA INVESTMENT TRUST may sustain should any term or warranty of the Agreement be breached by the Applicant.

**NOW THIS DEED WITNESSES AND THE GUARANTOR HEREBY COVENANTS AND AGREES (AND IF MORE THAN ONE JOINTLY AND SEVERALLY) WITH AIR ADDITIONS PTY LTD AS TRUSTEE OF THE MEGA INVESTMENT TRUST AS FOLLOWS:**

1. The Guarantor shall guarantee and be fully liable to AIR ADDITIONS PTY LTD AS TRUSTEE OF THE MEGA INVESTMENT TRUST not only as guarantor but also as principal debtor for the due and prompt payment by the Applicant when the payment of same falls due in accordance with the terms of the Agreement for all goods and services which AIR ADDITIONS PTY LTD AS TRUSTEE OF THE MEGA INVESTMENT TRUST has provided and may in the future provide at the Applicant's request.
2. This Guarantee shall be a continuing guarantee and:
  - (a) Shall not be affected or discharged by any indulgence or forbearance granted by AIR ADDITIONS PTY LTD AS TRUSTEE OF THE MEGA INVESTMENT TRUST to the Applicant or the Guarantor or by any failure on the part of AIR ADDITIONS PTY LTD AS TRUSTEE OF THE MEGA INVESTMENT TRUST or to give any notice to the Applicant or the Guarantor of any default by the Applicant under the terms of the Agreement or by any circumstances whatsoever whereby but for the terms of this Guarantee the provision of the guarantee by the guarantor would be affected or discharged or by the compounding with, compromising, releasing or granting of any other indulgence to the Applicant or to any other person or company with respect to the payment of any money or otherwise;
  - (b) Shall not be considered as wholly or partially discharged by the payment at any time hereafter by the Applicant or the Guarantor or any of them of any moneys owing pursuant to this Guarantee, by the settlement of any account or by the death bankruptcy or liquidation of the Applicant or Guarantor or any of them or by any other matter or thing whatsoever and shall be binding on the Guarantor's personal representatives and shall ensure for the benefit of AIR ADDITIONS PTY LTD AS TRUSTEE OF THE MEGA INVESTMENT TRUST its administrators and permitted assigns.
3. The liability of the Guarantor hereunder shall not be affected by the determination or suspension of the Agreement by AIR ADDITIONS PTY LTD AS TRUSTEE OF THE MEGA INVESTMENT TRUST for non-payment of moneys owing under the Agreement or otherwise or by the failure of any person intended or contemplated as a party to this document to properly execute the document (either at all or in a manner legally binding upon that person) or if any payment by the Applicant is later avoided by operation of law and the Guarantor hereby guarantees the payment to AIR ADDITIONS PTY LTD AS TRUSTEE OF THE MEGA INVESTMENT TRUST of all moneys which may be payable by the Applicant by way of damages or otherwise following upon a breach of the Agreement or any determination thereof. A statement in writing by AIR ADDITIONS PTY LTD AS TRUSTEE OF THE MEGA

INVESTMENT TRUST and signed by any director or manager or responsible officer thereof as to the amount owing pursuant to this Guarantee shall be prima facie evidence that such amount is due and owing and of all other matters therein set forth.

4. A statement in writing by AIR ADDITIONS PTY LTD AS TRUSTEE OF THE MEGA INVESTMENT TRUST and signed by any director or manager or responsible officer thereof as to the amount owing pursuant to this Guarantee shall be prima facie evidence that such amount is due and owing and of all other matters therein set forth
  5. The Guarantor hereby charges with the due payment of all moneys payable by the Applicant to AIR ADDITIONS PTY LTD AS TRUSTEE OF THE MEGA INVESTMENT TRUST all of the Guarantor's beneficial interests in freehold or leasehold property held by it now or in the future as security for payment of all and any moneys payable by the Applicant to AIR ADDITIONS PTY LTD AS TRUSTEE OF THE MEGA INVESTMENT TRUST and consents to AIR ADDITIONS PTY LTD AS TRUSTEE OF THE MEGA INVESTMENT TRUST lodging a caveat or caveats noting its interest in such property, and upon demand by AIR ADDITIONS PTY LTD AS TRUSTEE OF THE MEGA INVESTMENT TRUST the Guarantor agrees to immediately execute a mortgage or other instrument in terms satisfactory to AIR ADDITIONS PTY LTD AS TRUSTEE OF THE MEGA INVESTMENT TRUST to further secure payment of such moneys. The Guarantor hereby and by way of security irrevocably appoints every officer and legal practitioner of AIR ADDITIONS PTY LTD AS TRUSTEE OF THE MEGA INVESTMENT TRUST jointly and each of them severally as the Guarantor's lawful attorney with the power and for the purpose of executing (including as a deed) a mortgage or other instrument of security in any form as determined by such attorney over any real property of the Guarantor to secure such moneys.
  6. Despite the provisions of Section 21 of the Partnership Act 1891 or any other legislation to the contrary, where the Applicant is a partnership, no change in the constitution of the partnership shall affect, impair or in any other way discharge the Guarantor's liability under this Guarantee.
  7. Any demand to be served pursuant to this Guarantee may be served upon the Guarantor by delivering the same or posting by prepaid post to the Guarantor at his address stated above or last known to the Applicant provided however that the making of any demand shall not be a condition precedent to the Guarantor's liability as herein set out.
  8. Notwithstanding anything herein contained in this Guarantee and notwithstanding that the whole or any part of the moneys or damages hereinbefore described are or may be irrecoverable by AIR ADDITIONS PTY LTD AS TRUSTEE OF THE MEGA INVESTMENT TRUST from the Applicant whether by reason of any legal limitations, disability or incapacity affecting the Applicant or by any reason or any fact or circumstance whatsoever and whether the transactions or any of them relating to such moneys, damages or the Agreement or any part thereof have been void from the beginning or have substantially been avoided and whether or not any of the matters or facts relating thereto have been or ought to have been within the knowledge of the Applicant then in every such case the Guarantor hereby as a separate and additional liability under this instrument and (if more than one Guarantor then jointly and severally) as principal debtor hereby indemnifies AIR ADDITIONS PTY LTD AS TRUSTEE OF THE MEGA INVESTMENT TRUST in respect of such moneys and damages as the Applicant now or may from time to time in the future owe to AIR ADDITIONS PTY LTD AS TRUSTEE OF THE MEGA INVESTMENT TRUST pursuant to the Agreement or as a result of the breach of warranties therein, and the guarantor hereby agrees to pay such moneys or damages when demanded in writing from AIR ADDITIONS PTY LTD AS TRUSTEE OF THE MEGA INVESTMENT TRUST and the terms of this instrument shall so far as is possible apply equally to this indemnity.
  9. AIR ADDITIONS PTY LTD AS TRUSTEE OF THE MEGA INVESTMENT TRUST may assign the benefit of this Guarantee to any person and whether for consideration or otherwise
-



DEED OF GUARANTEE

---

10. This guarantee shall be interpreted according to the law of Queensland and words incorporating the singular number shall include the plural number and vice versa and words meaning one gender shall include the other gender. Where this Guarantee is given by more than one person then all of the obligations on the persons giving the guarantee shall be joint and several.

**Names and Addresses of all Guarantors:**

**Guarantor No.1** Name: .....

Home Address: .....

**Guarantor No.2** Name: .....

Home Address: .....

**Guarantor No.3** Name: .....

Home Address: .....

**IN WITNESS WHEREOF** the parties hereto have set their hands and seals the day and year first hereinbefore written.

SIGNED SEALED AND DELIVERED by **Guarantor No.1**).....

In the presence of: (**Witness**) .....

SIGNED SEALED AND DELIVERED by **Guarantor No.2**).....

In the presence of: (**Witness**).....

SIGNED SEALED AND DELIVERED by **Guarantor No.3**).....

In the presence of: (**Witness**).....

ABN: 23 064 849 824



**AUTHORISATION OF CREDIT LIMIT**

Dear Valued Customer,

We thank you for your business and look forward to your future patronage.

This letter is to help manage your account for future transactions whereby AIR ADDITIONS PTY LTD AS TRUSTEE OF THE MEGA INVESTMENT TRUST reserves the right to reassess customer's credit limit at any time for reasons such as outstanding balance exceeding the current limit currently in place or payments received outside our terms and conditions.

Assessing and rating our customers is a policy set by AIR ADDITIONS PTY LTD AS TRUSTEE OF THE MEGA INVESTMENT TRUST

Please do not hesitate to contact our office for further queries.

Yours sincerely,

**AIR ADDITIONS PTY LTD AS TRUSTEE OF THE MEGA INVESTMENT TRUST**

I/We agree for AIR ADDITIONS PTY LTD AS TRUSTEE OF THE MEGA INVESTMENT TRUST to assess my/our account at any time to change credit limit if needed without my/our authorisation based on my/our trading history.

SIGNED FOR AND ON BEHALF OF: \_\_\_\_\_  
(Insert company/business name here)

SIGNATURE: \_\_\_\_\_ PRINT NAME: \_\_\_\_\_  
(Must be signed by director/partner/proprietor)

DATE: \_\_\_\_\_ ABN # \_\_\_\_\_

I/We acknowledge the above reservations of rights by AIR ADDITIONS PTY LTD AS TRUSTEE OF THE MEGA INVESTMENT TRUST:

GUARANTOR \_\_\_\_\_ GUARANTOR \_\_\_\_\_

Date \_\_\_\_\_ Date \_\_\_\_\_

**PLEASE RETAIN A COPY FOR YOUR RECORDS AND POST BACK THIS ORIGINAL SIGNED COPY TO:**

**CREDIT DEPARTMENT  
AIR ADDITIONS PTY LTD AS TRUSTEE OF THE MEGA INVESTMENT TRUST  
LOCKED BAG 1001,  
PINKENBA, QLD 4008**

**Office Use Only**

Sales Rep Name \_\_\_\_\_ Sales Rep No. \_\_\_\_\_

Customer Category \_\_\_\_\_

**BANK ACCOUNT DETAILS**

ABN NUMBER 23 064 849 824

ACCOUNT NAME: AIR ADDITIONS HOLDING ACCOUNT

BANK NAME: COMMONWEALTH BANK OF AUSTRALIA

BSB NUMBER: 064 000  
ACCOUNT NUMBER: 15250013

IMPORTANT: PLEASE ENSURE A DETAILED REMITTANCE  
ADVICE IS EMAILED FOR EVERY PAYMENT MADE  
AND YOUR ACCOUNT NO. IS INCLUDED AS PART  
OF YOUR PAYMENT REFERENCE.

**REGARDS,**

**ACCOUNTS RECEIVABLE  
AIR ADDITIONS PTY LTD AS TRUSTEE OF THE MEGA INVESTMENT TRUST  
EMAIL: [ar@airadditions.com.au](mailto:ar@airadditions.com.au)**

**TERMS AND CONIDITIONS**

**1. GENERAL**

These Standard Terms and Conditions of sale ("the Conditions") apply to any sale of items, equipment or services of Air Additions Pty Ltd as trustee of the Mega Investment Trust ("Air Additions") or, where a quotation is made, shall form part of that quotation.

Air Additions may vary the Conditions from time to time, and the Conditions as varied shall be published on the Air Additions website. The purchaser agrees that the ordering of any goods or services after the publication of the variation of the Conditions on the website will be an acceptance by the purchaser of the varied Conditions.

No variation or cancellation of any of the Conditions shall be binding on Air Additions unless agreed by a responsible officer of Air Additions in writing. No agent or representative has the authority to waive or alter the Conditions.

The purchaser or anyone purporting to act on behalf of the purchaser may place orders for goods or services with Air Additions by telephone, email, in writing or by facsimile transmission.

**2. PRECEDENCE**

In the event of a conflict between the Conditions and those which may be included in, or implied by, any document forming part of any enquiry, specification, order or contract then the Conditions shall prevail unless they are expressly varied by Air Additions in writing. If any Condition is contrary to or excluded by law then the Conditions shall be modified but only to the extent of excluding that part of the Conditions so affected.

**3. ACCEPTANCE**

A quotation is not to be construed as an offer or obligation to sell and Air Additions reserves the right to decline any order for goods or services (either wholly or partially) at any time prior to the delivery of the goods or services, in which case Air Additions shall be under no obligation in respect of such order.

**4. PRICES**

All prices are subject to change without notice and orders are accepted by Air Additions on the condition that they will be invoiced at the prices ruling

at the date of dispatch, but every endeavour will be made to give 30 days' notice of any increase.

All prices shown in the published catalogues or price lists are recommended selling prices only and there is no obligation on the part of any reseller to maintain such prices.

A quotation includes only such goods as are specified therein. Air Additions reserves the right to cancel any sale where goods offered ex stock have been previously sold or otherwise committed.

A \$20 surcharge may apply at the discretion of Air Additions if an order value is less than \$100.

**5. TERMS OF PAYMENT**

The purchaser agrees to comply with the Conditions and payment for goods and services shall be made by the purchaser to Air Additions thirty (30) days from the end of the month of purchase, unless otherwise agreed in writing by Air Additions.

**6. DELIVERY**

Air Additions will endeavour to comply with the time of delivery of goods and services requested by the purchaser but delivery time is not guaranteed nor is time the essence of the contract of sale of the goods and services.

Air Additions will not be liable for any loss or damage of whatsoever nature arising out of a delay in delivery of goods or services. The delivery period quoted commences from the date Air Additions receives sufficient information to proceed with the supply or from the date Air Additions receives the purchaser's written order, whichever is the later. Quoted delivery dates are subject to confirmation when placing the order.

**7. GOODS RETURNED FOR CREDIT**

Goods will not be accepted for credit without prior approval of personnel at Air Additions's nearest sales office.

In the case of the return of buy-ins against the purchaser's order, credit will only be allowed if the original manufacturer/supplier also accepts the return. All goods returned should be in their original containers and should not be shop soiled, obsolete or shop damaged. All such goods may be rejected or credited at a reduced rate.

Cut lengths of cable will not be accepted for return under any circumstances. No claim will be recognized unless such claim is made within seven (7) days of delivery and in every case the original invoice number and date must be quoted. All goods approved for return shall be returned freight pre-paid and may be subject to a 15% restocking charge.

#### 8. CANCELLATION

Any order may, at the option of Air Additions, be terminated in the event of insolvency of the purchaser or of execution being levied against any of the goods of the purchaser or the purchaser being placed into administration or liquidation, whether voluntary or otherwise, or of a mortgagee entering into possession of any assets of the purchaser or the purchaser's credit worthiness or credit standing alters, in the opinion of Air Additions, from that disclosed in its application for credit.

#### 9. VARIATION

A variation or cancellation of any order by the purchaser is subject to acceptance by Air Additions of such variation or cancellation and in the event of such agreement the purchaser hereby indemnifies Air Additions against any loss or damage as a result of such variation or cancellation.

#### 10. WARRANTIES LIMITED

Air Additions warrants that the goods it supplies shall be of good and merchantable quality and its liability shall be limited only to the repair or replacement of any faulty or defective goods in terms of the manufacturer's warranty and Air Additions does not, unless specifically required by law, give any warranty beyond the manufacturer's warranty, and in no event shall Air Additions be liable either under statute, in equity, in contract or tort (including in negligence) or otherwise for any direct or indirect special consequential or punitive loss or damages (including loss of income, profits or business, loss of goodwill or reputation or loss of value of intellectual property) to persons or property, whether foreseeable or unforeseeable, arising from or caused in any way by such goods.

#### 11. INSPECTION

The purchaser has seven (7) days from the date of delivery of the goods within which to provide Air Additions with written notice of any claim for alleged failure to comply with an order whether due to a shortfall, defect, incorrect delivery or otherwise. Should the purchaser fail to provide such written notice within the stipulated time period then Air Additions shall be deemed to have complied the purchaser's order in all respects including delivery, quality and quantity.

#### 12. PACKAGING, DAMAGE OR LOSS IN TRANSIT

Air Additions uses every care in packing but, unless otherwise agreed, shall not be liable for any loss or damage in transit, and any claim in relation to such loss or damage shall not be accepted by Air Additions and shall be a matter between the purchaser and the railway, shipping company or carrier. The purchaser shall inspect and check all goods received as soon as practicable upon unloading. No claim for shortage of goods shall be made to Air Additions after forty eight (48) hours of such inspection, and while Air Additions shall endeavour to rectify any shortage as soon as practicable after receipt of any claim, it shall not be liable in respect of such rectification.

#### 13. PURCHASER'S SPECIFICATIONS

Air Additions shall be under no obligation to comply with any specification or drawings referred to in any order unless such specifications or drawings have been produced to Air Additions prior to delivery of goods and signed by Air Additions. Otherwise Air Additions does not warrant nor represent that the goods are fit for a particular purpose and the purchaser agrees that it does not rely on the skill and judgment of Air Additions in relation to the suitability of the goods for a particular purpose. All such warranties are hereby excluded to the maximum extent permitted by law.

#### 14. RISK

All goods sold shall be at the risk of the purchaser from the time of dispatch of the goods by Air Additions for delivery to the purchaser and the purchaser shall be solely responsible for insuring the goods in transit.

#### 15. CREDIT

Air Additions may at any time suspend or vary any credit extended to the purchaser or withhold the delivery of goods or services already ordered as Air Additions in its sole and absolute discretion determines.

#### 16. DEFAULT OF PURCHASER

The purchaser expressly agrees that if the purchaser fails to pay Air Additions the invoiced price of any goods and services by the due date for payment, then Air Additions:

(i) shall have the immediate right to bring an action against the purchaser for

payment of the invoice price of the said goods and services, notwithstanding that ownership and property in the said goods and services shall not have passed to the customer;

(ii) may refuse to supply any other goods and services to the purchaser;

(iii) may claim the return of any goods in the possession of the purchaser where title in such goods has not passed to the purchaser;

(iv) may determine the contract and/or suspend manufacture or delivery, installation, commissioning or testing of any goods then outstanding;

(v) may retain any security given or money paid by the purchaser or available through enforcement of guarantee or security bonds lodged and may apply such security or money against the loss and damages incurred by the failure of the purchaser to pay;

(vi) may withdraw or vary any credit extended to the purchaser without notice to the purchaser;

(vii) may without notice make all moneys owing by the purchaser to Air Additions on any account immediately due and payable;

(viii) may take such steps as it deems necessary to mitigate any damage suffered including the putting to use, hiring out, sale or disposal of any goods in its possession supplied or to be supplied to the purchaser; and

(ix) may charge interest on overdue accounts at the rate not exceeding the standard overdraft rate offered by the Commonwealth bank of Australia on the day of calculation.

#### 17. RETENTION OF TITLE

(i) The legal and equitable title in the goods will only pass to the purchaser when all moneys owing by the purchaser to Air Additions on any account whatsoever have been paid in full. Pursuant to the terms of and as defined by the Personal Property Securities Act 2009 (Cwth),(“PPSA”) the purchaser grants to Air Additions a security interest in the goods to secure payment of the moneys owing which is a purchase money security interest to the extent to which it secures payment of such moneys owing and consents to Air Additions registering this security interest under the PPSA and waives any right to receive notice of such registration. The purchaser must not do or permit anything to be done which may result in the purchase money security interest granted to Air Additions ranking in priority behind any other security interest.

(ii) Until such payment in full, the purchaser acknowledges that the goods are held by the purchaser as bailee for Air Additions and that a fiduciary relationship exists between Air Additions and the purchaser in relation to the goods, which must be stored separately as a fiduciary of Air Additions in good condition and in such a way which clearly indicates the ownership of Air Additions in the goods.

(iii) While Air Additions retains title in the goods the purchaser shall not bail, pledge, mortgage, charge, obtain or grant a lien over, lease or assign by any other way the goods or any security in the goods.

(iv) The purchaser irrevocably authorises Air Additions by its servants or agents to enter to enter upon any site where the goods are located to take possession of the goods without any prior notice or for any purpose connected with or in relation to the protection or enforcement of the rights of Air Additions to the goods.

(v) The purchaser shall be liable for the payment of all costs, charges and expenses incurred by Air Additions on a full indemnity basis (including legal costs, repossession costs and the cost of any mercantile agent) in the recovery or attempted recovery of the goods or of payment of any moneys owing by the purchaser to Air Additions or in the protection or enforcement of its rights in relation to the goods.

(vi) To secure payment of all moneys which may become payable by the purchaser to Air Additions on any account whatsoever the purchaser hereby charges with the due payment of all moneys payable by the purchaser to Air Additions all of the purchaser's beneficial interests in freehold or leasehold property held by it now or in the future as security for payment of all and any moneys payable by the purchaser to Air Additions and consents to Air Additions lodging a caveat or caveats noting its interest in such property, and upon demand by Air Additions the purchaser agrees to immediately execute a mortgage or other instrument in terms satisfactory to Air Additions to further secure payment of such moneys. The purchaser hereby and by way of security irrevocably appoints every officer and legal practitioner of Air Additions jointly and each of them severally as the purchaser's lawful attorney with the power and for the purpose of executing (including as a deed) a mortgage or other instrument of security in any form as determined by such attorney over any real property of the purchaser to secure such moneys.

#### 18. DISPUTES

If the purchaser disputes any charge appearing on an invoice, then the purchaser shall give written notice of such dispute to Air Additions immediately upon receipt of invoice and shall pay all other charges not in dispute on the invoice pending an investigation of the dispute.

## CLOSEST BRANCH

1300 301 960

## NATIONAL SALES

1300 669 916

[airadditions.com.au](http://airadditions.com.au)

### Perth, WA

A: 2 Prosperity Ave,  
Wangara WA 6065

E: [wangara@airadditions.com.au](mailto:wangara@airadditions.com.au)

### Brisbane, QLD

A: 131 Bradman Street,  
Acacia Ridge, QLD 4110

E: [acaciaridge@airadditions.com.au](mailto:acaciaridge@airadditions.com.au)

### Sunshine Coast, QLD

A: 9 Machinery Ave,  
Warana QLD 4575

E: [warana@airadditions.com.au](mailto:warana@airadditions.com.au)



Version 1 - 2020