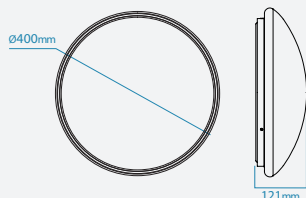


PURO

PURO25W400R-MS

SAP CODE: 2001990

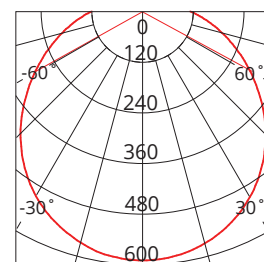


25W Indoor Tritone LED Oyster with Sensor

The PURO series is a range of LED oysters featuring selectable colour temperature, smooth light distribution and flicker free technology, this light is perfect for numerous indoor residential applications.



Photometric Diagram



Unit: cd
 C0/180 120.8deg
 C90/270 120.9deg

KEY INFORMATION

Lumen Output	2140 / 2420 / 2330lm
Input Power	25W
Hole Cutout Size	N/A
Install	SURFACE MOUNT
Dimming Options	Non-Dimmable
Fitting Colour	WHITE
Warranty	5yr
IP Rating	IP20
IK Rating	N/A
IC Rating	N/A
Rebate Scheme Approvals	N/A

PHOTOMETRIC

Efficacy	85 / 97 / 93lm/W
LED	SMD
CCT	3000 / 4000 / 5000K
CRI	>80
Beam Angle	120°

ELECTRICAL

Driver	Integral
Supply Input	220-240V, 50/60Hz
Driver Output Voltage	42V DC
Power Factor	>0.9
LED Input Current (nominal)	600mA
Useful life @Ta25° (L70)	50,000hr

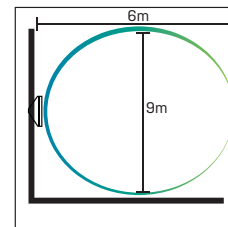
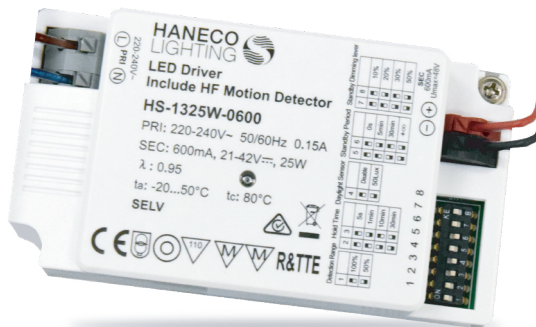
CONSTRUCTION

Housing	Steel
Optics	Polycarbonate Diffuser
Adjustable Angle	N/A
Fixings/Hardware	Mounting Screws
Connection Type	Terminal Block
Total Weight	0.7kg
Dimensions	Ø400 x 121mm
Operating Ambient Temp.	-20 to 45°C
Electrical Classification	Class 1

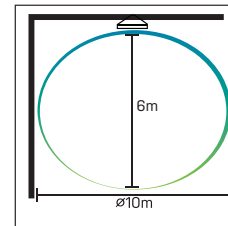
Intellisensor

Combine daylight & high frequency motion detection in one unit to achieve on/off control

Detection range, hold time, standby time and daylight threshold can be preset.



Wall Mount



Ceiling Mount

QUICK FACTS

- Motion activated constant current driver
- Standby power less than 0.5W
- 5.8Ghz microwave transmission power
- Detection range, keep time and brightness can be preset
- Microwave can penetrate non-metallic barriers such as plastic and glass materials

ELECTRICAL

Supply Voltage	220-240V
Supply Frequency	50-60Hz
Output Voltage	21-42V
Output Current	600mA
Standby Power	<0.5W
Detection Area	10m x 6m x H

Settings

Detection Range		Hold Time		Daylight Sensor	Standby Period		Standby Dimming lever		
1		2	3	4	5	6	7	8	
<input type="checkbox"/>	100%	<input type="checkbox"/>	5s	<input type="checkbox"/>	Disable	<input type="checkbox"/>	0s	<input type="checkbox"/>	10%
<input type="checkbox"/>	50%	<input type="checkbox"/>	1min	<input type="checkbox"/>	50Lux	<input type="checkbox"/>	5min	<input type="checkbox"/>	20%
		<input type="checkbox"/>	10min			<input type="checkbox"/>	30min	<input type="checkbox"/>	30%
		<input type="checkbox"/>	30min			<input type="checkbox"/>	+∞	<input type="checkbox"/>	50%

- Note:**
1. "0s" means on/off control.
 2. "+∞" means bi-level dimming control, fixture never switches off.
 3. Factory default setting: 100%、1min、50Lux、5min、10%.

