

# THREE PHASE RCBO (ELECTRONIC)

## The CBI SFRSE7 Range

RESIDENTIAL 
 COMMERCIAL 
 INDUSTRIAL

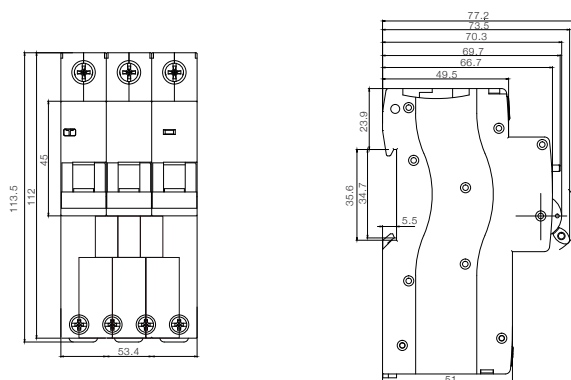


SFRSE7 |  
 Residual Current Operated Circuit Breaker |  
 3 + N |

## Features



- > Provides overload, short circuit and earth leakage protection
- > Provides protection in the event of direct/indirect contact by the human body
- > Provides comprehensive protection to residential and commercial distribution systems
- > Refer to the wiring diagram to ensure that the test button operation is not affected
- > Provides protection against insulation failure
- > Operate with or without built-in neutral lead
- > AS/NZS 61009.1 compliant
- > Handle is sealable and padlock-able (with padlock attachment)

## SFRSE7 Range | Dimensions



# THREE PHASE RCBO (ELECTRONIC)

## SFRSE7 Range | Technical Data

	<b>SFRSE7</b>
<b>Equipment Type</b>	Residual Current Operated Circuit Breaker (Type A)
<b>Standards</b>	AS/NZS 61009.1
<b>Approvals / Marks</b>	SAA-192143-EA  
<b>Number of Poles</b>	3P+N
<b>Rated Breaking Capacity (kA) (Icn)</b>	Icn = 10 kA
<b>Standard Ampere Rating (A) (In)</b>	6, 10, 16, 20, 25, 32, 40, 50, 63 A
<b>Residual Operating Current (mA)</b>	30, 100* mA
<b>Rated Voltage (V) (Ue)</b>	415V ac (3P+N)
<b>Frequency (Hz)</b>	50/60 Hz
<b>Dielectric Strength</b>	2500 V
<b>Power Supply</b>	UP
<b>Operating Principal</b>	Thermal-Magnetic
<b>Time Delay Curves</b>	B*, C and D
<b>Handle Colour</b>	Black
<b>Terminal Configuration</b>	Pillar type
<b>Max Conductor Size</b>	25 mm <sup>2</sup>
<b>Terminal Torque</b>	2.5 Nm
<b>Electrical Endurance</b>	10 000 cycles
<b>Mechanical Endurance</b>	30 000 cycles
<b>IP Degree</b>	IP20
<b>Operating Temperature</b>	-5°C to +55°C
<b>Storage Temperature</b>	-25°C to +70°C

\*Note: Indent items only

# THREE PHASE RCBO (ELECTRONIC)

## SFRSE7 Range | Selection Data

### SFRSE7 Type A - Curve C

Ampere Rating	BOM No.	
	30 mA	100 mA
6	SFRSE7C6	SFRSE7C6-100
10	SFRSE7C10	SFRSE7C10-100
16	SFRSE7C16	SFRSE7C16-100
20	SFRSE7C20	SFRSE7C20-100
25	SFRSE7C25	SFRSE7C25-100
32	SFRSE7C32	SFRSE7C32-100
40	SFRSE7C40	SFRSE7C40-100
50	SFRSE7C50	SFRSE7C50-100
63	SFRSE7C63	SFRSE7C63-100
Qty / Box	1	1
Qty / CTN	60	60
CTN Size	40 x 29.5 x 17.5 cm	

### SFRSE7 Type A - Curve D

Ampere Rating	BOM No.	
	30 mA	100 mA
6	SFRSE7D6	SFRSE7D6-100
10	SFRSE7D10	SFRSE7D10-100
16	SFRSE7D16	SFRSE7D16-100
20	SFRSE7D20	SFRSE7D20-100
25	SFRSE7D25	SFRSE7D25-100
32	SFRSE7D32	SFRSE7D32-100
40	SFRSE7D40	SFRSE7D40-100
50	SFRSE7D50	SFRSE7D50-100
63	SFRSE7D63	SFRSE7D63-100
Qty / Box	1	1
Qty / CTN	60	60
CTN Size	40 x 29.5 x 17.5 cm	