



# Phoenix Elite

SERIES

# IQI



## ***COMMERCIAL AND INDUSTRIAL***



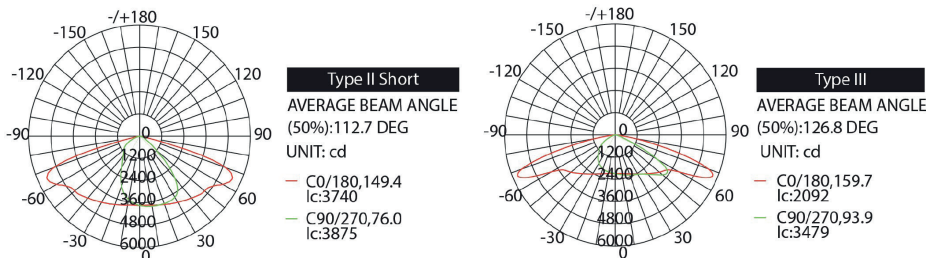
## TECHNICAL

<b>Light Source:</b>	Lumileds 3030
<b>Body:</b>	Marine Grade Die-cast Aluminium Alloy
<b>Body Colour:</b>	RAL 9006 White Aluminium ( also available in RAL 9004 Black, 9007 Grey / Al )
<b>Fasteners:</b>	Stainless Steel Grade 316
<b>Colour Temperature:</b>	4000K ( also available in 3000K, 5000K & NSP Amber* options )
<b>Average LED and Control Gear Life:</b>	L 90 >50,000hrs Ta 25°C
<b>Beam Angle:</b>	IESNA Type I, II, III, IV
<b>Efficacy:</b>	150Lm/W
<b>CRI:</b>	80
<b>Cut Off Classification:</b>	Full Cut Off ( BUG rating U=0 )
<b>Lens Material:</b>	Mitsubishi Optical Grade Polycarbonate UV Rated

## ELECTRICAL

<b>Power Supply Constant Current:</b>	OSRAM 0-10v/PMW/ 3 Time Modes
<b>Dimming Options:</b>	DALI
<b>Protection:</b>	6kV Line-Line, 10kV Line-Earth ( 10Kv & 20Kv SPD available )
<b>Power Factor:</b>	> 0.9
<b>Connection Lead:</b>	1.5m Rubber Cable
<b>Ingress Protection Rating:</b>	IP66
<b>Impact Rating:</b>	IK09 Temper Glass, 3G Vibration Rating
<b>Certification:</b>	RCM, EMC, CE,
<b>Warranty:</b>	3 Years

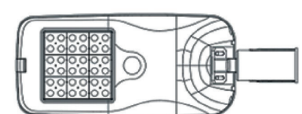
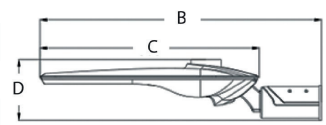
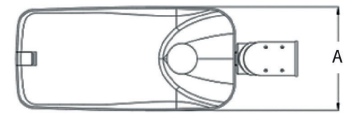
## PHOTOMETRY



All published Luminaire photometric testing performed to IESNA LM-79-08 standards by a NVLAP accredited Laboratory.

## ORDER CODES

Model	Wattage	Light Colour*	Lumens	Weight	Size (in mm)			
					A	B	C	D
PHOE20-4K	20w	4000K	3,100Lm	4.4kg	240	650	505	140
PHOE50-4K	50w	4000K	7,520Lm	4.4kg	240	650	505	140
PHOE75-4K	75w	4000K	11,898Lm	4.4kg	240	650	505	140
PHOE90-4K	90w	4000K	13,110Lm	6.3kg	290	765	620	145
PHOE120-4K	120w	4000K	16,030Lm	6.3kg	290	765	620	145
PHOE150-4K	150w	4000K	19,236Lm	6.3kg	290	765	620	145



## CONSTRUCTION FEATURES

- 1 Quick Release Design
- 2 Power isolation on OPEN
- 3 Constant current Class II driver, 100-277Va, 50-60Hz, Class 1 optional
- 4 Photoelectric Cell Option
- 5 Adjustable Mounting
- 6 Spigot Size 60mm OD



SMARTER LIGHTING SOLUTIONS

**IQ Lighting Australia**  
 6/24 Yalgar Rd, Kirrawee NSW 2232  
 www.iqlighting.com.au  
 1300 475 444

Technical Data sheets available on request. Model appearance may vary.  
 July 2020 specifications are subject to change without prior notice.



\*NatureSpec wildlife safe amber light available on request