


# Catalogue No: **DSRCM32-30-3PN**

## RCD DIN-SAFE CLIP ON 3P+N 32A 30mA TYPE AC

Power Distribution and Protection > Circuit Breakers > Miniature Circuit Breakers and Earth Leakage Protection (RCDs and RCBOs) > DIN-Safe Residual Current Device > DIN-Safe RCCB Add-on Module (DSRCM) > 3P+N DSRCM



Representative Photo Only  
(actual product may vary based on configuration selections)

### RCD CLIP ON 32A 30MA 3PN

- Complies with AS3190 (RCCBs)
- DIN-SAFE Add-on-Modules feature 10kA conditional short circuit rating
- 1P+N, 3P and 3P+N for single or three phase loads
- Type AC RCD
- 30mA, 100mA, 300mA RCD options
- Suits pole-covers, loadcentres and the Concept range of Panelboards
- Approval No N11974 or RCM

#### SPECIFICATIONS

Component Type Power Distribution & Protection	RCD
RCD Type, AS/NZS 61008/61009	AC
Tripping Time at $I_{\Delta n}$ , Instantaneous	<40 ms
$I_n$ , Rated Current at 30°C	32 A @30°C
$I_{\Delta n}$ , Rated Leakage Current	30 mA
Poles	3P + N
Number of Poles versus Modules	2
Rated Frequency	50 / 60 Hz
$U_n$ , Nominal Operational Voltage, AC	415 V AC
$U_{bmin}$ , Service Voltage, AC, Min	287 V AC
$U_{bmax}$ , Service Voltage, AC, Max	455 V AC
$U_{imp}$ , Impulse Withstand Voltage, 1.2/50 $\mu$ s	6 kV, 1.2/50 $\mu$ s
Grid Distance (Safety Difference Between 2 Devices)	35 mm
$U_i$ , Rated Insulation Voltage	500 V (rms)
Insulation Resistance	1000 M $\Omega$
Dielectric Strength	2500V V AC
Electrical Service Life at $U_n$ , In	10000 cycles
Mechanical Service Life	20000 cycles
IP Rating, Inside	IP40
IP Rating, Outside	IP20
Flammability Rating (UL94)	UL 94 V-2
Wire / Conductor Size, Rigid Cable, Top, Max	16 mm <sup>2</sup> Top
Wire / Conductor Size, Flex Cable, Top, Max	16 mm <sup>2</sup> Top
Wire / Conductor Size, Rigid Cable, Out, Min	1 mm <sup>2</sup> Out
Wire / Conductor Size, Flex Cable, Out, Min	1 mm <sup>2</sup> Out
Tightening Torque, Bottom, Nominal	4.5 Nm
Trip-Free Mechanism	Yes
Mounting	DIN-35 Rail Mount

# Catalogue No: **DSRCM32-30-3PN**

## RCD DIN-SAFE CLIP ON 3P+N 32A 30mA TYPE AC

Power Distribution and Protection > Circuit Breakers > Miniature Circuit Breakers and Earth Leakage Protection (RCDs and RCBOs) > DIN-Safe Residual Current Device > DIN-Safe RCCB Add-on Module (DSRCM) > 3P+N DSRCM



Add-On Devices (side add-on)	UVT Shunt Trip Motor Operator Panelboard Switch
Padlockable	No
Sealable	No
Centre Trip Position	No
Height	86 mm
Width	36 mm
Depth	76 mm
Weight	0.34 kg
Package Quantity	1 qty
Standards Compliance	IEC 60077-16-3 IEC 60068-2-6 IEC 60947-1 DIN 40046 UL 94 V-2 IEC 60068-2
Operating Temperature, Min	-5 °C min
Operating Temperature, Max	60 °C max
Storage Temperature, Min	-25 °C min
Storage Temperature, Max	70 °C max
Relative Humidity, Max	95 %RH
Shock Acceleration (Max.)	40 g
Shock Duration (Max.)	5 ms
Shock Rating	IEC 60077-16-3
Vibration Acceleration (Max.)	5 m/s <sup>2</sup>
Vibration Frequency, Operational (Max.)	80 Hz
Vibration Duration (Max.)	30 min
Vibration Rating	IEC 60068-2-6

### REFERENCES

IECEx Certificate	-
Supplier Declaration of Conformity:	<a href="#">DSRCMxxxxxxx_Supplier Declaration of Conformity (SDoC)</a>
Installation Guide:	-
User Manual:	-
Manufacturer Datasheet:	-
Manufacturer Catalogue & Product Selection:	-

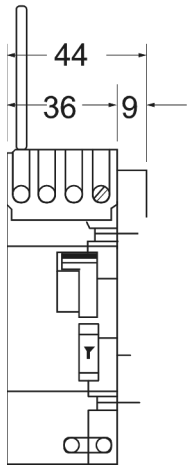
# Catalogue No: **DSRCM32-30-3PN**

## RCD DIN-SAFE CLIP ON 3P+N 32A 30mA TYPE AC

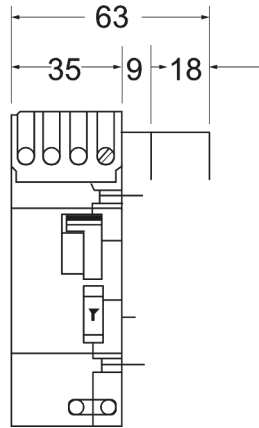
Power Distribution and Protection > Circuit Breakers > Miniature Circuit Breakers and Earth Leakage Protection (RCDs and RCBOs) > DIN-Safe Residual Current Device > DIN-Safe RCCB Add-on Module (DSRCM) > 3P+N DSRCM



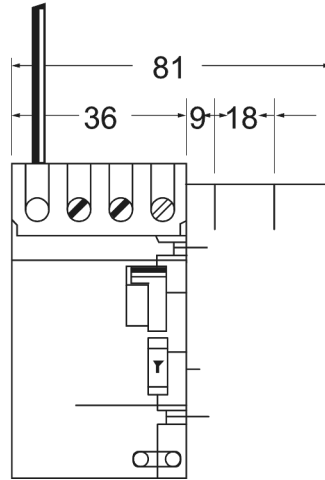
**1 P+N**



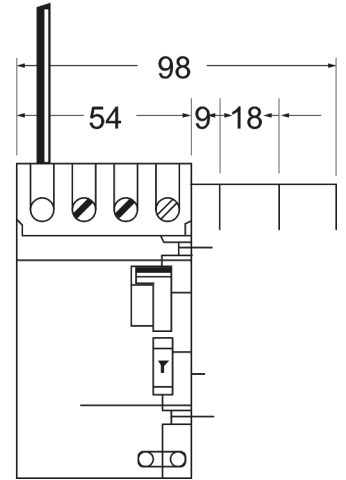
**3 P+N**



**3 P+N**




**3 P**



Dimension Diagram


Din-Safe-M  
1P + N with 1 pole MCB

(Neutral not switched)




Din-Safe-M  
1P + N with 2 pole MCB

(Switching active + neutral)




Din-Safe-M  
3P + N with 3 pole MCB

(Neutral not switching)



Din-Safe-M  
3P + N with 4 pole MCB

(Switching active + neutral)



Connection / Wiring Diagram