

## Product data sheet

### Characteristics

# A9D11820

Residual current breaker with overcurrent protection (RCBO), Acti9 iC60H RCBO, 1P + N, 20A, 30mA, A type, 10000A



### Main

Circuit breaker application	Distribution
Range	Acti9
Product name	Acti9 iC60 RCBO
Product or component type	Residual current breaker with overcurrent protection (RCBO)
Device short name	IC60H RCBO
Poles description	1P + N
[In] rated current	20 A at 50 °C
Earthing system	TN
Curve code	C
Earth-leakage sensitivity	30 mA
Breaking capacity	10000 A Icn at 230/240 V AC 50/60 Hz

### Complementary

Neutral position	Left
Number of protected poles	1
Device location in system	Outgoer
Network frequency	50 Hz
Network type	AC
Trip unit technology	Thermal-magnetic
[Ue] rated operational voltage	230/240 V AC 50/60 Hz
Residual current tripping technology	Voltage dependent
Earth-leakage protection time delay	Instantaneous
Earth-leakage protection class	Type A
[Icw] rated short-time withstand current	Icw: 250 A during 8/20 μs impulse withstand
[Ics] rated service breaking capacity	7500 A at 230/240 V AC 50/60 Hz
Limitation class	3
[Ui] rated insulation voltage	400 V AC 50/60 Hz
[Uimp] rated impulse withstand voltage	4 kV
Surge current	250 A
Suitability for isolation	Yes
Contact position indicator	Yes
Control type	Toggle
Local signalling	ON/OFF indication
Mounting mode	Clip-on
Mounting support	DIN rail
Comb busbar and distribution block compatibility	NO
9 mm pitches	2
Height	110 mm
Width	18 mm
Depth	77.5 mm
Net weight	205 g

The information provided in this documentation contains general descriptions and/or technical characteristics of the performance of the products contained herein. This documentation is not intended as a substitute for and is not to be used for determining suitability or reliability of these products for specific user applications. It is the duty of any such user or integrator to perform the appropriate and complete risk analysis, evaluation and testing of the products with respect to the relevant specific application or use thereof. Neither Schneider Electric Industries SAS nor any of its affiliates or subsidiaries shall be responsible or liable for misuse of the information contained herein.

Colour	White
Mechanical durability	20000 cycles
Electrical durability	5000 cycles
Provision for padlocking	Padlockable with padlock Ø 4 mm
Locking options description	ON/OFF locking facilities
Connections - terminals	Screw clamp terminal (top) 1...25 mm <sup>2</sup> rigid without cable end Screw clamp terminal (top) 1...16 mm <sup>2</sup> flexible Screw clamp terminal (bottom) 1...16 mm <sup>2</sup> rigid without cable end Screw clamp terminal (bottom) 1...10 mm <sup>2</sup> flexible
Wire stripping length	Power circuit: 13 mm for bottom connection Power circuit: 14 mm for top connection
Tightening torque	Power circuit: 3.5 N.m top Power circuit: 2 N.m bottom
Earth-leakage protection	Integrated





## Environment

Standards	AS/NZS 61009.1 IEC 61009-1 BS EN 61009-1 IEC 61009-2-2
IP degree of protection	IP20
Tropicalisation	2
Relative humidity	95 % at 55 °C
Ambient air temperature for operation	-15...60 °C
Ambient air temperature for storage	-40...85 °C

## Packing Units

Unit Type of Package 1	PCE
Number of Units in Package 1	1
Package 1 Weight	219.0 g
Package 1 Height	13.6 cm
Package 1 width	11.1 cm
Package 1 Length	2.7 cm
Unit Type of Package 2	P12
Number of Units in Package 2	1088
Package 2 Weight	264.8 kg
Package 2 Height	80 cm
Package 2 width	80 cm
Package 2 Length	120 cm
Unit Type of Package 3	S02
Number of Units in Package 3	34
Package 3 Weight	7.764 kg
Package 3 Height	15 cm
Package 3 width	30 cm
Package 3 Length	40 cm

## Offer Sustainability

Sustainable offer status	Green Premium product
REACH Regulation	 <a href="#">REACH Declaration</a>
EU RoHS Directive	Compliant  <a href="#">EU RoHS Declaration</a>
Mercury free	Yes
RoHS exemption information	 <a href="#">Yes</a>
China RoHS Regulation	 <a href="#">China RoHS Declaration</a>
Environmental Disclosure	 <a href="#">Product Environmental Profile</a>

