


Product data sheet

Characteristics

ZB4BZ102

Harmony XB4, Single contact block with body/
fixing collar, metal, screw clamp terminal, 1 NC



Main

Range of product	Harmony XB4
Product or component type	Complete body/contact assembly
Device short name	ZB4
Fixing collar material	Zamak
Sale per indivisible quantity	1
Head type	Standard
Contacts type and composition	1 NC
Contact operation	Slow-break
Contact block type	Single
Device composition	Body Fixing collar
Connections - terminals	Screw clamp terminals, $\leq 2 \times 1.5 \text{ mm}^2$ with cable end conforming to EN 60947-1 Screw clamp terminals, $>= 1 \times 0.22 \text{ mm}^2$ without cable end conforming to EN 60947-1

Complementary

CAD overall width	30 mm
CAD overall height	47 mm
CAD overall depth	37 mm
Terminals description ISO n°1	(11-12)NC
Net weight	0.053 kg
Contacts usage	Standard contacts
Positive opening	With conforming to EN/IEC 60947-5-1 appendix K
Operating travel	1.5 Mm (NC changing electrical state) 4.3 mm (total travel)
Operating force	2 N NC changing electrical state
Mechanical durability	5000000 cycles
Tightening torque	0.8...1.2 N.m conforming to EN 60947-1
Shape of screw head	Cross compatible with Philips no 1 screwdriver Cross compatible with pozidriv No 1 screwdriver Slotted compatible with flat $\varnothing 4$ mm screwdriver Slotted compatible with flat $\varnothing 5.5$ mm screwdriver
Contacts material	Silver alloy (Ag/Ni)
Short-circuit protection	10 A cartridge fuse type gG conforming to EN/IEC 60947-5-1
[I _{th}] conventional free air thermal current	10 A conforming to EN/IEC 60947-5-1
[U _i] rated insulation voltage	600 V (pollution degree 3) conforming to EN 60947-1
[U _{imp}] rated impulse withstand voltage	6 kV conforming to EN 60947-1
[I _e] rated operational current	3 A at 240 V, AC-15, A600 conforming to EN/IEC 60947-5-1 6 A at 120 V, AC-15, A600 conforming to EN/IEC 60947-5-1 0.1 A at 600 V, DC-13, Q600 conforming to EN/IEC 60947-5-1 0.27 A at 250 V, DC-13, Q600 conforming to EN/IEC 60947-5-1 0.55 A at 125 V, DC-13, Q600 conforming to EN/IEC 60947-5-1 1.2 A at 600 V, AC-15, A600 conforming to EN/IEC 60947-5-1

The information provided in this documentation contains general descriptions and/or technical characteristics of the performance of the products contained herein. This documentation is not intended as a substitute for and is not to be used for determining suitability or reliability of these products for specific user applications. It is the duty of any such user or integrator to perform the appropriate and complete risk analysis, evaluation and testing of the products with respect to the relevant specific application or use thereof. Neither Schneider Electric Industries SAS nor any of its affiliates or subsidiaries shall be responsible or liable for misuse of the information contained herein.

Electrical durability	10000000 Cycles, AC-15, 2 A at 230 V, operating rate <3600 cyc/h, load factor: 0.5 conforming to EN/IEC 60947-5-1 appendix C 10000000 Cycles, AC-15, 3 A at 120 V, operating rate <3600 cyc/h, load factor: 0.5 conforming to EN/IEC 60947-5-1 appendix C 10000000 Cycles, AC-15, 4 A at 24 V, operating rate <3600 cyc/h, load factor: 0.5 conforming to EN/IEC 60947-5-1 appendix C 10000000 Cycles, DC-13, 0.2 A at 110 V, operating rate <3600 cyc/h, load factor: 0.5 conforming to EN/IEC 60947-5-1 appendix C 10000000 cycles, DC-13, 0.5 A at 24 V, operating rate <3600 cyc/h, load factor: 0.5 conforming to EN/IEC 60947-5-1 appendix C
Electrical reliability	$\Lambda < 10\exp(-6)$ at 5 V, 1 mA in clean environment conforming to EN/IEC 60947-5-4 $\Lambda < 10\exp(-8)$ at 17 V, 5 mA in clean environment conforming to EN/IEC 60947-5-4
Device presentation	Basic sub-assemblies

Environment

Protective treatment	TH
Ambient air temperature for storage	-40...70 °C
Ambient air temperature for operation	-40...70 °C
IP degree of protection	IP20 conforming to IEC 60529
Standards	CSA C22.2 No 14 EN/IEC 60947-5-5 EN/IEC 60947-5-1 UL 508 JIS C8201-5-1 EN/IEC 60947-1 EN/IEC 60947-5-4 JIS C8201-1
Product certifications	BV GL CSA LROS (Lloyds register of shipping) UL DNV
Vibration resistance	5 gn (f= 2...500 Hz) conforming to IEC 60068-2-6
Shock resistance	30 gn (duration = 18 ms) for half sine wave acceleration conforming to IEC 60068-2-27 50 gn (duration = 11 ms) for half sine wave acceleration conforming to IEC 60068-2-27

Packing Units

Unit Type of Package 1	PCE
Number of Units in Package 1	1
Package 1 Weight	52.0 g
Package 1 Height	3.4 cm
Package 1 width	4.4 cm
Package 1 Length	5.4 cm
Unit Type of Package 2	P06
Number of Units in Package 2	1600
Package 2 Weight	97.116 kg
Package 2 Height	77 cm
Package 2 width	60 cm
Package 2 Length	80 cm
Unit Type of Package 3	S03
Number of Units in Package 3	200
Package 3 Weight	10.92 kg
Package 3 Height	30 cm
Package 3 width	30 cm
Package 3 Length	40 cm

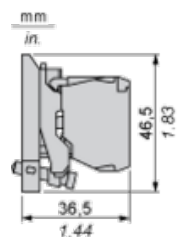
Offer Sustainability

Sustainable offer status	Green Premium product
REACH Regulation	REACH Declaration
REACH free of SVHC	Yes
EU RoHS Directive	Pro-active compliance (Product out of EU RoHS legal scope) EU RoHS Declaration
Toxic heavy metal free	Yes
Mercury free	Yes
RoHS exemption information	Yes
China RoHS Regulation	China RoHS Declaration
Environmental Disclosure	Product Environmental Profile
Circularity Profile	End Of Life Information
WEEE	The product must be disposed on European Union markets following specific waste collection and never end up in rubbish bins

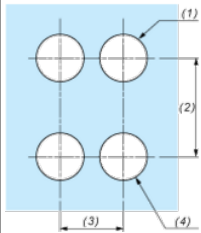
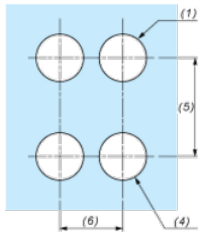
Contractual warranty

Warranty	18 months
----------	-----------

Dimensions



Panel Cut-out for Pushbuttons, Switches and Pilot Lights (Finished Holes, Ready for Installation)

Connection by Screw Clamp Terminals or Plug-in Connectors or on Printed Circuit Board	Connection by Faston Connectors
	
<p>(1) Diameter on finished panel or support</p> <p>(2) 40 mm min. / 1.57 in. min.</p> <p>(3) 30 mm min. / 1.18 in. min.</p> <p>(4) $\varnothing 22.5 \text{ mm} / 0.89 \text{ in. recommended } (\varnothing 22.3 \text{ mm } _0^{+0.4} / 0.88 \text{ in. } _0^{+0.016})$</p> <p>(5) 45 mm min. / 1.78 in. min.</p> <p>(6) 32 mm min. / 1.26 in. min.</p>	